

Tl'etinqox Government
Consolidated Financial Statements
For the year ended March 31, 2016

Tl'etinqox Government
Consolidated Financial Statements
For the year ended March 31, 2016

Contents

Management's Responsibility for Financial Reporting	2
Independent Auditor's Report	3-4
Consolidated Financial Statements	
Exhibit A - Consolidated Statement of Financial Position	5
Exhibit B - Consolidated Statement of Changes in Net Debt	6
Exhibit C - Consolidated Statement of Operations	7
Exhibit D - Consolidated Statement of Cash Flows	8
Summary of Significant Accounting Policies	9 - 12
Notes to Consolidated Financial Statements	13 - 22

Management's Responsibility for Financial Reporting

The accompanying consolidated financial statements of Tleitingox Government are the responsibility of management and have been approved by the Administrator and the Finance Officer of the Nation.

The consolidated financial statements have been prepared by management in accordance with Canadian public sector accounting standards. Financial statements are not precise since they include certain amounts based on estimates and judgments. When alternative accounting methods exist, management has chosen those it deems most appropriate in the circumstances, in order to ensure that the financial statements are presented fairly, in all material respects.

Tleitingox Government maintains systems of internal accounting and administrative controls of high quality, consistent with reasonable cost. Such systems are designed to provide reasonable assurance that the financial information is relevant, reliable and accurate and the Nation's assets are appropriately accounted for and adequately safeguarded.

Tleitingox Government is responsible for ensuring that management fulfills its responsibilities for financial reporting and is ultimately responsible for reviewing and approving the financial statements. Council carries out this responsibility principally through the Nation's Council.

The Chief and Council review the Nation's consolidated financial statements and recommend their approval. The Chief and Council meet periodically with management, as well as the external auditors, to discuss internal controls over the financial reporting issues, to satisfy themselves that each party is properly discharging their responsibilities, and to review the annual report, the consolidated financial statements and the external auditor's report. The Chief and Council takes this information into consideration when approving the consolidated financial statements for issuance to the Members. The Chief and Council also appoint the engagement of the external auditors.

The consolidated financial statements have been audited by BDO Canada LLP in accordance with Canadian generally accepted auditing standards on behalf of the members. BDO Canada LLP has full access to the Nation Council.



Administrator

Finance Officer



Tel: 250 372 9505
Fax: 250 374 6323
www.bdo.ca

BDO Canada LLP
300-275 Lansdowne Street
Kamloops BC V2C 6J3 Canada

Independent Auditor's Report

To the Members of Tl'etinqox Government

We have audited the accompanying consolidated financial statements of Tl'etinqox Government, which comprise the consolidated statement of financial position as at March 31, 2016 and the consolidated statements of change in net financial debt, operations and cash flows for the year then ended, and a summary of significant accounting policies and other explanatory information.

Management's Responsibility for the Consolidated Financial Statements

Management is responsible for the preparation and fair presentation of these consolidated financial statements in accordance with public sector accounting standards, and for such internal control as management determines is necessary to enable the preparation of consolidated financial statements that are free from material misstatement, whether due to fraud or error.

Auditor's Responsibility

Our responsibility is to express an opinion on these consolidated financial statements based on our audit. We conducted our audit in accordance with Canadian generally accepted auditing standards. Those standards require that we comply with ethical requirements and plan and perform the audit to obtain reasonable assurance about whether the consolidated financial statements are free from material misstatement.

An audit involves performing procedures to obtain audit evidence about the amounts and disclosures in the consolidated financial statements. The procedures selected depend on the auditor's judgment, including the assessment of the risks of material misstatement of the consolidated financial statements, whether due to fraud or error. In making those risk assessments, the auditor considers internal control relevant to the entity's preparation of the consolidated financial statements in order to design audit procedures that are appropriate in the circumstances, but not for the purpose of expressing an opinion on the effectiveness of the entity's internal control. An audit also includes evaluating the appropriateness of accounting policies used and the reasonableness of accounting estimates made by management, as well as evaluating the overall presentation of the consolidated financial statements.

We believe that the audit evidence we have obtained is sufficient and appropriate to provide a basis for our unqualified audit opinion.



Unqualified Opinion

In our opinion, the consolidated financial statements present fairly, in all material respects, the financial position of Tleingox Government as at March 31, 2016 and the results of its operations and its cash flows for the year then ended in accordance with Canadian public sector accounting standards.

A handwritten signature in black ink, appearing to read "D. Leclerc", is written over the printed name "D. Leclerc".








Chartered Professional Accountants

Kamloops, British Columbia
July 15, 2016

Ti'etinqox Government
Exhibit A - Consolidated Statement of Financial Position

As at March 31	2016	2015
Financial Assets		
Cash (Note 1)	\$ -	\$ 1,330,512
Restricted cash (Note 2)	71,829	109,590
Accounts receivable (Note 3)	1,402,115	188,709
Investment in Nation business entities (Note 8)	360,969	285,561
Inventory	40,165	40,165
Due from Related parties	67,813	47,378
	<u>1,942,891</u>	<u>2,001,915</u>
Liabilities		
Bank indebtedness (Note 1)	820,157	
Accounts payable (Note 4)	1,400,440	1,628,996
Long term debt (Note 5)	2,323,036	754,165
Due to replacement reserve	-	28,805
	<u>4,543,633</u>	<u>2,411,966</u>
Net Financial Debt	<u>(2,600,742)</u>	<u>(410,051)</u>
Non-financial Assets		
Prepaid expense	-	45,638
Tangible capital assets (Note 6)	18,503,602	13,350,585
	<u>18,503,602</u>	<u>13,396,223</u>
Accumulated Surplus (Note 7)	<u>\$ 15,902,860</u>	<u>\$ 12,986,172</u>

Approved on behalf of the Band Council:

 _____, Councilor	 _____, Councilor
 _____, Councilor	 _____, Councilor
 _____, Councilor	 _____, Councilor
 - Council	

The accompanying summary of significant accounting policies and notes are an integral part of these financial statements.

Tl'etinqox Government
Exhibit B - Consolidated Statement of Change in Net Debt

For the year ended March 31	2016	2015
Surplus - Exhibit C	\$ 3,376,556	\$ 4,369,266
Purchases of tangible capital assets	(5,631,801)	(4,223,018)
Amortization of tangible capital assets	478,784	499,034
Loss on sale of tangible capital assets	-	4,206
	<u>(5,153,017)</u>	<u>(3,719,778)</u>
Change in prepaid expense	45,638	(45,638)
Change in Ottawa Trust Funds	2,015	6,242
Loan advances for housing	(623,172)	-
Equity change in contributed surplus in band housing	85,881	-
Equity change in long term investments	75,408	174,179
Advances made to Riverwest Forest Products Ltd.	-	(551,989)
Change in replacement reserve	-	13,076
	<u>(414,230)</u>	<u>(404,130)</u>
Increase (decrease) in net financial assets	(2,190,691)	245,358
Net financial debt, beginning of year	(410,051)	(655,409)
Net financial debt, end of year	\$ (2,600,742)	\$ (410,051)

The accompanying summary of significant accounting policies and notes are an integral part of these financial statements.

Tlelinox Government
Exhibit C - Consolidated Statement of Operations

For the year ended March 31	Budget		2016	2015
Revenue				
Indigenous and Northern Affairs Canada	\$ 2,980,895	\$ 8,334,768	\$ 8,637,737	
First Nations Health Authority	1,156,241	1,544,522	1,183,658	
Travel reimbursements	-	22,207	18,585	
Forest Resource Opportunity	-	559,663	531,134	
CCATEC	-	51,718	31,034	
Interest	36	415	180,997	
Rental revenue	-	196,678	160,682	
Gas Bar revenue	-	1,610,551	1,756,052	
First Nations Education Steering Committee	28,199	74,999	109,221	
Canada Mortgage and Housing Corporation	-	26,444	4,331	
Culture Camp	-	97,104	31,236	
Fundraising	7,200	52,780	36,818	
Other income	3,225,911	521,343	345,808	
Administration (recovery)	-	(65,609)	(140,601)	
Management fee	174,000	-	121,270	
	7,572,482	13,027,583	13,007,962	
Expenses				
Band Administration	962,524	1,985,532	1,630,209	
Education	1,474,185	1,738,100	1,726,057	
Social development	1,127,095	998,774	1,032,277	
Capital Projects and Public Works	330,751	956,278	296,271	
Housing	-	458,334	697,607	
Health	1,309,885	1,352,897	1,126,120	
Natural resources	572,592	568,918	496,660	
Gas bar expenses	1,795,450	1,592,194	1,633,495	
	7,572,482	9,651,027	8,638,696	
Surplus for the year	\$ -	\$ 3,376,556	\$ 4,369,266	

The accompanying summary of significant accounting policies and notes are an integral part of these financial statements.

Tiëtingox Government **Exhibit D - Consolidated Statement of Cash Flows**

For the year ended March 31	2016	2015
Operating activities		
Cash receipts from various sources	\$ 11,814,177	\$ 14,305,798
Cash paid to employees and suppliers	(9,349,766)	(8,318,818)
Interest paid, net of interest received	(34,200)	(43,340)
Cash flows from operating activities	2,430,211	5,943,640
Investing activities		
Proceeds from sale of capital assets	-	2,019
Acquisition of tangible capital assets	(5,631,801)	(4,233,018)
Change in Ottawa trust	(37,761)	-
Change in investment in business entities	75,408	-
Cash flows from investing activities	(5,594,154)	(4,230,999)
Financing activity		
Proceeds from issuance (repayment) of long term debt	1,013,274	(109,514)
Net increase (decrease) in cash and cash equivalents	(2,150,669)	1,603,127
Cash (bank indebtedness) and cash equivalents, beginning of year	1,330,512	(272,615)
Cash (bank indebtedness) and cash equivalents, end of year	\$ (820,157)	\$ 1,330,512
Represented by:		
Cash (bank indebtedness)	\$(820,157)	\$ 1,330,512
	\$ (820,157)	\$ 1,330,512

Tletingox Government Summary of Significant Accounting Policies

March 31, 2016

Basis of Presentation

These consolidated financial statements have been prepared in accordance with Canadian generally accepted accounting principles for government entities, as defined in the CPA Canadian Public Sector Accounting Handbook which encompasses the following principles.

Reporting Entity and Principles

Tletingox Government reporting entity includes Tletingox Government and all related entities which are accountable to Tletingox Government and are either owned or controlled by the Tletingox Government.

The financial statements consolidate the assets, liabilities and results of operations for the following incorporated entities:

- Tletingox Trade

All inter-entity balances have been eliminated on consolidation, but in order to present the results of operations for each specific entity, transactions amongst entities have not been necessarily eliminated on the individual schedules.

Incorporated business entities which Tletingox Government does not significantly influence are accounted for in the summary financial statements using the cost method. This category is comprised of the investment in River West Forest Products Ltd.

Business entities, which are owned or controlled by the Tletingox Government and which are not dependent on the Nation for their continuing operations, are included in the summary financial statements using the modified equity method. These include:

- Klatassine Resources Limited
- Dechen Ventures

Financial Instruments

The Nation recognizes and measures financial assets and financial liabilities on the consolidated statement of financial position when it becomes a party to the contractual provisions of a financial instrument. All transactions related to financial instruments are recorded on a trade date or settlement date basis. All financial instruments are measured at fair value on the initial recognition. Financial instruments are subsequently measured at amortized cost as the Nation has not entered into any derivative contracts and it does not hold any investments in equity instruments quoted on the active market. Since no financial instruments are measured at fair value after the initial recognition, a Statement of Remeasurement Gains and Losses has not been presented in these consolidated financial statements.

Cash and Cash Equivalents

Cash and cash equivalents consist of cash on hand, bank balances and bank overdrafts with maturities of three months or less.

Tl'etinqox Government Summary of Significant Accounting Policies

March 31, 2016

Use of Estimates

The preparation of consolidated financial statements in accordance with Canadian public sector accounting standards requires management to make estimates and assumptions that affect the reported amounts of assets and liabilities at the date of the consolidated financial statements, and the reported amounts of revenues and expenses during the reporting period. Actual results could differ from management's best estimates as additional information becomes available in the future. Significant estimates included in these consolidated financial statements include the valuation of accounts receivable, accuracy of accounts payable and accrued liabilities, and calculation of deferred revenue.

Inventory

Inventory is valued at the lower of cost and net realizable value. Cost is measured using the average weighted cost method.

Tangible Capital Assets

Property, equipment and infrastructure expenses are valued at acquisition cost or cost of construction.

The acquisition costs of tangible capital assets and payments on capital debt, which are not funded from capital financing sources, are charged to operations and matched with the applicable revenue source in the year of expenditure. These expenses are also recorded as an addition to the assets of the Capital Fund with a corresponding increase in equity in tangible capital assets.

Amortization

Tangible capital assets recorded are amortized annually with a corresponding reduction in equity in tangible capital assets. Tangible capital assets are amortized over their expected useful lives on a declining balance basis at the following rates:

Automotive equipment	30%
Buildings	4%
Computers and software	100%
Infrastructure	5%
Office and furniture equipment	30%

In the year of acquisition, 50% of the normal amortization is recorded. Assets under construction are not amortized until fully in use.

Tl'etinqox Government Summary of Significant Accounting Policies

March 31, 2016

Revenue Recognition

Revenue is recognized as it becomes receivable under the terms of applicable funding agreements. Funding received under the funding arrangements, which relates to a subsequent fiscal period, is reflected as deferred revenue in the year of receipt and classified as such on the consolidated statement of financial position.

Rental revenue is recognized when a tenant commences occupancy and rent is due. Tl'etinqox Government retains all benefits and risks of ownership of its property and, therefore, accounts for leases with its tenants as operating leases.

All other revenue is recognized in the period in which the events that give rise to the revenue occurs.

Government Transfers

Government transfers, which include legislative grants, are recognized in the consolidated financial statements in the period which events give rise to the transfer occur, providing the transfers are authorized, any eligibility criteria have been met, and reasonable estimates of the amount can be made.

Rents Receivable

CMHC does not allow or recognize bad debts recorded in the financial statements of Social Housing and will not subsidize rental arrears.

Ottawa Trust Fund

Tl'etinqox Government uses the accrual method of accounting for Ottawa Trust Fund revenues earned in the Fund. Trust monies are recognized in the revenue of the Nation upon withdrawal from the Ottawa Trust Fund.

Deferred Revenue

Funds received for specific purposes which are externally restricted by legislation, regulation or agreement and are not available for general purposes are accounted for as deferred revenue on the consolidated statement of financial position. The revenue is recognized in the consolidated statement of financial activity in the year in which it is used for the specified purpose.

Impairment of Long-lived Assets

In the event that facts and circumstances indicate that the Nation's long-lived assets may be impaired, an evaluation of recoverability would be performed. Such an evaluation entails comparing the estimated future undiscounted cash flows associated with the asset to the asset's carrying amount to determine if a write-down to market value or discounted cash flow value is required. The Nation considers that no circumstances exist that would require such an evaluation.

Tl'etinqox Government Summary of Significant Accounting Policies

March 31, 2016

Leased Assets

Leases are entered into that transfer substantially all of the benefits and risks associated with ownership are recorded as the acquisition of a tangible capital asset, and the incurrence of an obligation. The asset is amortized in a manner consistent with tangible capital assets owned by the Nation, and the obligation, including interest thereon, is liquidated over the term of the lease. All other leases are accounted for as operating leases, and the rental costs are expensed as incurred.

Tl'etinqox Government

Notes to Consolidated Financial Statements

March 31, 2016

1. Cash

	2016	2015
Operating	<u>\$ (820,157)</u>	<u>\$ 1,330,512</u>

Cash is held in Canadian Chartered Banks and earns interest at the current prevailing rates for business operating accounts.

Included in above are approved operating lines of credit totaling \$786,166, at variable rate of prime plus 0.5%.

2. Restricted Cash

	2016	2015
Ottawa Trust revenue	<u>\$ 69,814</u>	<u>\$ 69,814</u>
Ottawa Trust capital	<u>2,015</u>	<u>39,776</u>
	<u>\$ 71,829</u>	<u>\$ 109,590</u>

The Ottawa trust accounts arise from monies derived from capital or revenue sources as outlined in Section 62 of the *Indian Act*. These funds are held in trust in the Consolidated Revenue Fund of the Government of Canada and are subject to audit by the Office of the Auditor General of Canada. These funds are restricted in their use. The Nation is permitted to use its revenue for any purpose that will promote the general progress and welfare of the Nation and Nation members. The expenditures of capital funds requires the consent of Indigenous and Northern Affairs Canada and generally must be for projects of a capital nature. Withdrawals of revenue or capital funds are recorded as revenue in the applicable fund where the monies are expended.

T'etinqox Government

Notes to Consolidated Financial Statements

March 31, 2016

3. Accounts Receivable

Accounts receivable by program area is summarized as follows:

	2016	2015
Operating		
Account receivable - INAC	\$ 1,253,138	\$ 135,598
Account receivable - other	148,977	53,111
	<u>\$ 1,402,115</u>	<u>\$ 188,709</u>

4. Accounts Payable

	2016	2015
Operating		
Government remittances payable	\$ 1,361,103	\$ 1,623,548
	39,337	5,448
	<u>\$ 1,400,440</u>	<u>\$ 1,628,996</u>

Ti'etinqox Government Notes to Consolidated Financial Statements

March 31, 2016

5. Long Term Debt

	2016	2015
Mortgage repayable in monthly installments of \$4,195, including interest at 5.5% per annum, secured by a government of Canada ministerial guarantee	\$ 382,632	\$ 414,198
Mortgage repayable in monthly installments of \$3,815, including interest at 5.85% per annum secured by a government of Canada ministerial guarantee, due to renew December 2019	312,956	339,967
Demand loan, no set term of repayments, interest is at prime plus 0.5%	337,115	-
Construction demand loan, no set term of repayment interest is at prime plus 0.5%	1,290,333	-
Less loan on demand	2,323,036	754,165
Less current portion	1,378,968	-
	58,265	-
	<u>\$ 885,803</u>	<u>\$ 754,165</u>

The estimated principal repayments on the above long term debt required over the next five years are as follows:

2017	\$ 58,265
2018	61,657
2019	65,245
2020	69,042
2021 and subsequent	631,594
	<u>\$ 885,803</u>

Subsequent to year end, construction loans were refinanced at prime plus 2.5%. The above 5 year repayment schedule reflects this refinancing option.

Ti'etinqox Government

Notes to Consolidated Financial Statements

March 31, 2016

6. Tangible Capital Assets

	2016		2015	
	Cost	Accumulated Amortization	Cost	Accumulated Amortization
Automotive equipment	\$ 1,442,924	\$ 1,253,186	\$ 1,395,438	\$ 1,249,185
Buildings	16,884,431	4,784,079	11,509,371	4,688,141
Computers and software	33,114	33,114	33,114	16,557
Infrastructure	9,297,218	3,532,775	9,297,218	3,286,000
Office and furniture equipment	1,453,055	1,003,986	1,308,792	953,465
	29,110,742	10,607,140	23,543,933	10,193,348
Net book value		\$ 18,503,602		\$ 13,350,585

Tl'etinqox Government

Notes to Consolidated Financial Statements

March 31, 2016

6. Tangible Capital Assets (continued)

						2016
	Automotive	Buildings	Computers and software	Infrastructure	Office and furniture	Total
Cost, beginning of year	\$1,395,438	\$ 11,509,371	\$ 33,114	\$ 9,297,218	\$ 1,308,792	\$23,543,933
Additions	112,003	5,375,060	-	-	144,263	5,631,326
Disposals	(64,517)	-	-	-	-	(64,517)
	-	-	-	-	-	-
Cost, end of year	\$1,442,924	\$ 16,884,431	\$ 33,114	\$ 9,297,218	\$ 1,453,055	\$29,110,742
Accumulated amortization, beginning of year	\$1,249,185	\$ 4,688,141	\$ 16,557	\$ 3,286,000	\$ 953,465	\$10,193,348
Amortization	55,351	95,938	16,557	246,775	50,521	465,142
Disposals	(51,350)	-	-	-	-	(51,350)
Write-downs	-	-	-	-	-	-
Accumulated amortization, end of year	\$1,253,186	\$ 4,784,079	\$ 33,114	\$ 3,532,775	\$ 1,003,986	\$10,607,140
Net carrying amount, end of year	\$ 189,738	\$ 12,100,352	\$ -	\$ 5,764,443	\$ 449,069	\$18,503,602

Tl'etinqox Government

Notes to Consolidated Financial Statements

March 31, 2016

6. Tangible Capital Assets (continued)

						2015
	Automotive Equipment	Buildings	Computers and software	Infrastructure	Office and furniture	Total
Cost, beginning of year	\$1,385,687	\$ 7,407,419	\$ -	\$ 9,297,218	\$ 1,307,844	\$19,398,168
Additions	76,704	4,101,952	33,114	-	948	4,212,718
Disposals	(66,953)	-	-	-	-	(66,953)
Cost, end of year	\$1,395,438	\$ 11,509,371	\$ 33,114	\$ 9,297,218	\$ 1,308,792	\$23,543,933
Accumulated amortization, beginning of year	\$1,265,209	\$ 4,568,765	\$ -	\$ 3,017,153	\$ 905,453	\$ 9,756,580
Amortization	46,242	119,376	16,557	268,847	48,012	499,034
Disposals	(62,266)	-	-	-	-	(62,266)
Accumulated amortization, end of year	\$1,249,185	\$ 4,688,141	\$ 16,557	\$ 3,286,000	\$ 953,465	\$10,193,348
Net carrying amount, end of year	\$ 146,253	\$ 6,821,230	\$ 16,557	\$ 6,011,218	\$ 355,327	\$13,350,585

Ti'etinqox Government

Notes to Consolidated Financial Statements

March 31, 2016

7. Accumulated Surplus

	2016	2015
Operating surplus (deficit)	\$ (1,600,009)	\$ 852,268
Equity in capital assets	15,898,074	11,555,071
Equity investment long term	(71,170)	(146,578)
Equity in Band trust	176,325	174,310
Contributed surplus	1,413,759	551,101
Contributed surplus to housing	85,881	-
	<u>\$ 15,902,860</u>	<u>\$ 12,986,172</u>

8. Investments in Nation business entities

The Nation has investments in the following entities:

	2016	2015
Dechen Ventures - 50%	\$ 64,602	\$ 108,095
Klatassine Resources Ltd. - 100%	296,366	177,465
Sigurdson's (advance)	1	1
	<u>\$ 360,969</u>	<u>\$ 285,561</u>

9. Comparative Figures

Certain comparative amounts presented in the consolidated financial statements have been restated to conform to current year's presentation.

T'etinqox Government

Notes to Consolidated Financial Statements

March 31, 2016

10. Expenses by Object

	2016	2015
Activities	\$ 117,040	\$ 49,775
Advertising	30,956	38,097
Allowance	227,123	334,526
Amortization	478,784	499,034
Bad debts (recovery)	-	(2,211)
Bank charges	19,971	37,166
Catering	78,202	58,132
Contract services	1,735,080	1,225,610
Cost of sales	1,274,264	1,358,284
Debt payment	92,777	-
Donations	28,019	29,316
Equipment rental	115,646	84,321
Government fees	449,089	466,826
Honoraria	157,991	121,387
Insurance	141,170	103,504
Interest	34,200	43,340
Local education agreement	101,966	128,301
Materials and supplies	624,648	412,594
Office and miscellaneous	45,145	52,148
Professional fees	322,179	375,206
Program expenses	47,531	48,411
Rent	116,849	51,603
Repairs and maintenance	152,795	178,783
Salaries and benefits	2,263,500	1,966,477
Social assistance	186,654	213,344
Telephone	45,442	43,866
Training	108,176	54,012
Travel and accommodation	421,022	460,958
Utilities	234,808	205,886
	\$ 9,651,027	\$ 8,638,696

Tl'etinqox Government

Notes to Consolidated Financial Statements

March 31, 2016

11. Segment Disclosure

Tl'etinqox Government is a diversified First Nations organization that provides a wide range of services to its members. Distinguishable functional segments have been separately disclosed in the segmented information. The nature of the segments and the activities they encompass are as follows:

Administration

This item relates to the revenues and expenses that relate to the operations of Tl'etinqox Government itself and cannot be directly attributed to a specific segment.

Education

This service area provides educational services through the operations of an on-reserve school, post secondary education support and the operations of various other educational programs. The goal of this segment is to enhance the educational opportunities of Tl'etinqox Government's Members.

Operations and Maintenance

This service area provides services relating to the development, maintenance and service of Tl'etinqox Government's assets, infrastructure and common property.

Social Development

This service area provides services to help the Members by providing a variety of programs, community services and social assistance.

Capital projects and public works

This service area provides for the development of new capital projects and infrastructure programs on the reserve.

Housing

This service area provides for social housing to the Members.

Health Services

This service area provides for health-related services and programs to the Members.

Natural Resource Management

This service area includes exploration of natural resources and development of natural resource revenues.

Tl'etinqox Gas Bar

This service area includes selling gas and grocery to the Members and Visitors

Tl'etinqox Government

Notes to Consolidated Financial Statements

Segment Disclosure (continued)

2016

	Administration	Education	Social Development	Capital Projects and Public Works	Housing	Health	Resource	Tl'etinqox Gas Bar	Total
Revenue									
INAC	\$ 968,855	\$ 1,525,762	\$ 926,092	\$ 4,512,368	\$ 401,691	\$ -	\$ -	\$ -	\$ 8,334,768
Other	130,027	326,112	83,722	102,049	127,061	1,727,268	586,025	1,610,551	4,692,815
	1,098,882	1,851,874	1,009,814	4,614,417	528,752	1,727,268	586,025	1,610,551	13,027,583
Expenses									
Payroll	473,354	699,707	145,719	61,690	72,158	446,257	107,213	-	2,006,098
Other	1,047,036	1,038,393	853,055	894,588	386,176	906,640	461,705	1,578,552	7,166,145
Amortization	465,142	-	-	-	-	-	-	13,642	478,784
	1,985,532	1,738,100	998,774	956,278	458,334	1,352,897	568,918	1,592,194	9,651,027
Surplus (deficit)	\$ (886,650)	\$ 113,774	\$ 11,040	\$ 3,658,139	\$ 70,418	\$ 374,371	\$ 17,107	\$ 18,357	\$ 3,376,556

2015

	Administration	Education	Social Development	Capital Projects and Public Works	Housing	Health	Resource	Tl'etinqox Gas Bar	Total
Revenue									
INAC	\$ 879,985	\$ 1,513,104	\$ 1,007,490	\$ 4,575,772	\$ 661,386	\$ -	\$ -	\$ -	\$ 8,637,737
Other	(26,960)	366,893	30,186	-	67,843	1,237,544	938,667	1,756,052	4,370,225
	853,025	1,879,997	1,037,676	4,575,772	729,229	1,237,544	938,667	1,756,052	13,007,962
Expenses									
Payroll	302,763	629,966	119,942	13,668	46,701	298,788	63,195	-	1,475,023
Other	863,124	1,096,091	912,335	282,603	650,906	827,332	433,465	1,633,495	6,699,351
Amortization	464,322	-	-	-	-	-	-	-	464,322
	1,630,209	1,726,057	1,032,277	296,271	697,607	1,126,120	496,660	1,633,495	8,638,696
Surplus (deficit)	\$ (777,184)	\$ 153,940	\$ 5,399	\$ 4,279,501	\$ 31,622	\$ 111,424	\$ 442,007	\$ 122,557	\$ 4,369,266