

Consolidated Financial Statements of



And Independent Auditors' Report thereon  
Year ended March 31, 2021



## Table of Contents

---

	<b>Page</b>
• Management Responsibility for the Consolidated Financial Statements	
• Independent Auditors' Report	
• Financial Statements of Takla Nation	
• Consolidated Statement of Financial Position	1
• Consolidated Statement of Operations	2
• Consolidated Statement of Changes in Net Financial Assets	3
• Consolidated Statement of Cash Flows	4
• Notes to Consolidated Financial Statements	5 - 28



## **MANAGEMENT'S RESPONSIBILITY FOR THE CONSOLIDATED FINANCIAL STATEMENTS**

The accompanying consolidated financial statements of Takla Nation (the "Nation") are the responsibility of management and have been prepared in accordance with Canadian public sector accounting standards. A summary of the significant accounting policies are described in Note 1 to the consolidated financial statements. The preparation of consolidated financial statements necessarily involves the use of estimates based on management's judgment, particularly when transactions affecting the current accounting period cannot be finalized with certainty until future periods.

The Nation's management maintains a system of internal controls designed to provide reasonable assurance that assets are safeguarded, transactions are properly authorized and recorded in compliance with legislative and regulatory requirements, and reliable financial information is available on a timely basis for preparation of the consolidated financial statements. These systems are monitored and evaluated by management.

Chief and Council meet with management and the external auditors to review the consolidated financial statements and discuss any significant financial reporting or internal control matters prior to their approval of the consolidated financial statements.

The consolidated financial statements have been audited by KPMG LLP, independent external auditors appointed by the Nation. The accompanying Independent Auditors' Report outlines their responsibilities, the scope of their examination and their opinion on the Nation's consolidated financial statements.

Chief

General Manager Operations



KPMG LLP  
177 Victoria Street, Suite 400  
Prince George BC V2L 5R8  
Canada  
Tel 250-563-7151  
Fax 250-563-5693

## INDEPENDENT AUDITORS' REPORT

To the Members of Takla Nation

### ***Opinion***

We have audited the consolidated financial statements of Takla Nation (the "Nation"), which comprise:

the consolidated statement of financial position as at March 31, 2021

the consolidated statement of operations for the year then ended

the consolidated statement of changes in net financial assets for the year then ended

the consolidated statement of cash flows for the year then ended

and notes to the consolidated financial statements, including a summary of significant accounting policies

(Hereinafter referred to as the "financial statements").

In our opinion, the accompanying financial statements present fairly, in all material respects, the consolidated financial position of the Nation as at March 31, 2021 and its consolidated results of operations and its consolidated cash flows for the year then ended in accordance with Canadian public sector accounting standards.

### ***Basis for Opinion***

We conducted our audit in accordance with Canadian generally accepted auditing standards. Our responsibilities under those standards are further described in the **"Auditors' Responsibilities for the Audit of the Financial Statements"** section of our auditors' report.

We are independent of the Nation in accordance with the ethical requirements that are relevant to our audit of the financial statements in Canada and we have fulfilled our other ethical responsibilities in accordance with these requirements.

We believe that the audit evidence we have obtained is sufficient and appropriate to provide a basis for our opinion.

### ***Responsibilities of Management and Those Charged with Governance for the Financial Statements***

Management is responsible for the preparation and fair presentation of the financial statements in accordance with Canadian public sector accounting standards, and for such internal control as management determines is necessary to enable the preparation of financial statements that are free from material misstatement, whether due to fraud or error.



In preparing the financial statements, management is responsible for assessing the Nation's ability to continue as a going concern, disclosing, as applicable, matters related to going concern and using the going concern basis of accounting unless management either intends to liquidate the Nation or to cease operations, or has no realistic alternative but to do so.

Those charged with Governance are responsible for overseeing the Nation's financial reporting process.

### ***Auditors' Responsibilities for the Audit of the Financial Statements***

Our objectives are to obtain reasonable assurance about whether the financial statements as a whole are free from material misstatement, whether due to fraud or error, and to issue an auditors' report that includes our opinion.

Reasonable assurance is a high level of assurance, but is not a guarantee that an audit conducted in accordance with Canadian generally accepted auditing standards will always detect a material misstatement when it exists.

Misstatements can arise from fraud or error and are considered material if, individually or in the aggregate, they could reasonably be expected to influence the economic decisions of users taken on the basis of the financial statements.

As part of an audit in accordance with Canadian generally accepted auditing standards, we exercise professional judgment and maintain professional skepticism throughout the audit.

We also:

- Identify and assess the risks of material misstatement of the financial statements, whether due to fraud or error, design and perform audit procedures responsive to those risks, and obtain audit evidence that is sufficient and appropriate to provide a basis for our opinion.

The risk of not detecting a material misstatement resulting from fraud is higher than for one resulting from error, as fraud may involve collusion, forgery, intentional omissions, misrepresentations, or the override of internal control.

- Obtain an understanding of internal control relevant to the audit in order to design audit procedures that are appropriate in the circumstances, but not for the purpose of expressing an opinion on the effectiveness of the Nation's internal control.
- Evaluate the appropriateness of accounting policies used and the reasonableness of accounting estimates and related disclosures made by management.
- Conclude on the appropriateness of management's use of the going concern basis of accounting and, based on the audit evidence obtained, whether a material uncertainty exists related to events or conditions that may cast significant doubt on the Nation's ability to continue as a going concern. If we conclude that a material uncertainty exists, we are required to draw attention in our auditors' report to the related disclosures in the financial statements or, if such disclosures are inadequate, to modify our opinion. Our conclusions are based on the audit evidence obtained up to the date of our auditors' report. However, future events or conditions may cause the Nation to cease to continue as a going concern.
- Evaluate the overall presentation, structure and content of the financial statements, including the disclosures, and whether the financial statements represent the underlying transactions and events in a manner that achieves fair presentation.



Page 3

- Communicate with those charged with governance regarding, among other matters, the planned scope and timing of the audit and significant audit findings, including any significant deficiencies in internal control that we identify during our audit.
- Obtain sufficient appropriate audit evidence regarding the financial information of the entities or business activities within the group to express an opinion on the financial statements. We are responsible for the direction, supervision and performance of the group audit. We remain solely responsible for our audit opinion.

A handwritten signature in black ink that reads 'KPMG LLP'. The signature is written in a cursive, stylized font. Below the signature is a single, long, horizontal, slightly curved line.

Chartered Professional Accountants

Prince George, Canada

December 21, 2021






# Consolidated Statement of Financial Position

March 31, 2021, with comparative information for 2020

	2021	2020
<b>Financial assets:</b>		
Cash	\$ 13,403,352	\$ 612,794
Accounts receivable (note 2)	4,287,468	7,715,325
Restricted cash (note 3)	182,486	182,169
Investments in government business entities (note 4)	10,248,047	3,268,855
Ottawa Trust Fund (note 5)	34,693	32,419
	<u>\$ 28,156,046</u>	<u>\$ 11,811,562</u>
<b>Liabilities:</b>		
Accounts payable and accrued liabilities (note 6)	\$ 2,768,296	\$ 2,549,310
Deferred revenue (note 7)	1,958,617	838,332
Long-term debt (note 8)	2,192,340	2,415,715
Obligations under capital lease	61,204	92,686
Replacement reserves	231,076	187,813
	<u>7,211,533</u>	<u>6,083,856</u>
Net financial assets	20,944,513	5,727,706
<b>Non-financial assets:</b>		
Prepaid expenses	213,839	130,369
Tangible capital assets (note 9)	22,335,545	22,824,452
	<u>22,549,384</u>	<u>22,954,821</u>
Contingent liabilities (note 12)		
<b>Accumulated surplus</b>	<u>\$ 43,493,897</u>	<u>\$ 28,682,527</u>

See accompanying notes to consolidated financial statements.

On behalf of Chief and Council:

  
Councillor Chris French



## Consolidated Statement of Operations

Year ended March 31, 2021, with comparative information for 2020

	2021 Budget	2021 Actual	2020 Actual
Revenue (note 11):			
Indigenous Services Canada	\$ 5,232,289	\$ 6,132,134	\$ 3,990,698
First Nations Health Authority	424,026	562,139	900,134
Canada Mortgage and Housing Corporation	156,587	166,559	122,626
Province of British Columbia	892,355	1,319,058	1,518,108
Other	349,299	200,696	200,765
Ottawa Trust Funds (note 5)	-	2,274	2,356
Income from investments in government business entities (note 4)	-	4,042,556	1,205,538
Carrier Sekani Family Services	1,306,470	672,562	493,812
Carrier Sekani Tribal Council	9,452,598	11,240,848	8,678,592
First Nations Education Steering Committee	420,840	472,237	344,007
Own source	4,965,384	6,893,187	3,927,916
Change in deferred revenue	644,387	(1,120,285)	341,029
	23,844,235	30,583,965	21,725,581
Expenses (note 11):			
Administration	10,486,211	6,556,109	4,629,306
Community infrastructure	2,235,750	1,854,415	1,885,233
Economic development	3,444,489	2,909,308	2,844,037
Education and training	2,341,211	1,866,786	2,128,402
Health services	1,725,676	808,968	791,268
Social development	633,699	614,766	573,718
Capital	775,797	1,162,243	1,433,337
	21,642,833	15,772,595	14,285,301
Surplus	2,201,402	14,811,370	7,440,280
Recoveries from Indigenous Services Canada	-	-	90,496
Annual surplus	2,201,402	14,811,370	7,530,776
Accumulated surplus, beginning of year	-	28,682,527	21,151,751
Accumulated surplus, end of year	\$ 2,201,402	\$ 43,493,897	\$ 28,682,527

See accompanying notes to consolidated financial statements.





# Consolidated Statement of Changes in Net Financial Assets

Year ended March 31, 2021, with comparative information for 2020

	Budget	Total 2021	Total 2020
Annual surplus	\$ 2,201,402	\$ 14,811,370	\$ 7,530,776
Acquisition of tangible capital assets	-	(743,185)	(2,776,657)
Amortization	-	996,458	940,607
Disposals of tangible capital assets	-	235,634	-
	2,201,402	488,907	(1,836,050)
Acquisition of prepaid expenses	-	(213,839)	(130,369)
Use of prepaid expenses	-	130,369	64,954
Increase in net financial assets	2,201,402	15,216,807	5,629,311
Net financial assets, beginning of year	-	5,727,706	98,395
Net financial assets, end of year	\$ 2,201,402	\$ 20,944,513	\$ 5,727,706

See accompanying notes to consolidated financial statements.



## Consolidated Statement of Cash Flows

Year ended March 31, 2021, with comparative information for 2020

	2021	2020
Cash provided by (used in):		
Operations:		
Annual surplus	\$ 14,811,370	\$ 7,530,776
Items not involving cash:		
Amortization	996,458	940,607
Allocation to replacement reserve	26,478	17,760
Income from investments in government business entities	(4,042,556)	(1,205,538)
Forgiveness of treaty negotiations loan	-	(1,575,579)
Ottawa Trust Funds	(2,274)	(2,356)
Loss on disposal of tangible capital assets	235,634	-
	12,025,110	5,705,670
Changes in non-cash operating working capital:		
Accounts receivable	3,427,857	(4,172,698)
Restricted cash	(317)	(1,369)
Deposit	-	352,058
Accounts payable and accrued liabilities	218,986	287,499
Deferred revenue	1,120,285	(341,029)
Prepaid expenses	(83,470)	(65,415)
	16,708,451	1,764,716
Financing:		
Repayment of long-term debt	(223,375)	(213,463)
Repayment of obligations under capital lease	(31,482)	(32,988)
Proceeds on long-term debt	-	600,240
	(254,857)	353,789
Investing:		
Purchase of tangible capital assets	(743,185)	(2,776,657)
Advances (to) from government business entities	(2,936,636)	374,299
Replacement reserves	16,785	(2,430)
	(3,663,036)	(2,404,788)
Increase (decrease) in cash	12,790,558	(286,283)
Cash, beginning of year	612,794	899,077
Cash, end of year	\$ 13,403,352	\$ 612,794

See accompanying notes to consolidated financial statements.



## Notes to Consolidated Financial Statements

Year ended March 31, 2021

---

### **Nature of operations:**

Takla Nation (the "Nation") provides local government, education and training, health services and social development services to its members and was established under the Indian Act (Canada).

### **1. Significant accounting policies:**

These consolidated financial statements include the assets, liabilities, and results of operations of the Nation and all related entities and organizations subject to control by or responsibility of Chief and Council. No inclusion has been made of assets, liabilities, revenues or expenses of Nation members, individually or collectively, incorporated or unincorporated, that are not controlled by or the responsibility of Chief and Council.

These consolidated financial statements have been prepared in accordance with Canadian generally accepted accounting principles for local government, as established by the Public Sector Accounting Board ("PSAB"). The Nation's significant accounting policies are as follows:

#### **(a) Reporting entity and principles of consolidation:**

The Nation reporting entity includes the Takla Nation government and all related entities which are either owned or controlled by the Nation.

All controlled entities are fully consolidated except for the commercial enterprises which meet the definition of a government business enterprise or government business partnership, which are included in these consolidated financial statements on a modified equity basis. Inter-entity balances and transactions are eliminated upon consolidation.

Under the modified equity method of accounting, only the Nation's investment in the government business enterprise or government business partnership and their share of the entities net income and other changes in equity are recorded. No adjustments are made for accounting policies of the entities that are different from those of the Nation.



Notes to Consolidated Financial Statements (continued)

Year ended March 31, 2021

---

**1. Significant accounting policies (continued):**

(a) Reporting entity and principles of consolidation (continued):

Government business entities which are partially or wholly-owned by the Nation and which are not dependent on the Nation for their continuing operations, included in the consolidated financial statements using the modified equity method are as follows:

- Takla Development Corporation
- Sasuchan Development Corporation
- Takla Lake Limited Partnership
- Tse Keh Nay LLP

(b) Cash and cash equivalents:

Cash and cash equivalents consist of cash, bank overdrafts and investments in money market or other short-term instruments or investments with a maturity of less than 90 days.

(c) Financial instruments:

Financial instruments originating in a non-arms length transaction are recorded at fair value on initial recognition. Freestanding derivative instruments that are not in a qualifying hedging relationship and equity instruments that are quoted in an active market are subsequently measured at fair value. All other financial instruments are subsequently recorded at cost or amortized cost, unless management has elected to carry the instruments at fair value. The Nation has not elected to carry any such financial instruments at fair value.



Notes to Consolidated Financial Statements (continued)

Year ended March 31, 2021

---

**1. Significant accounting policies (continued):**

(c) Financial instruments (continued):

Transaction costs incurred on the acquisition of financial instruments measured subsequently at fair value are expensed as incurred. All other financial instruments are adjusted by transaction costs incurred on acquisition and financing costs, which are amortized using the effective interest rate method.

Financial assets are assessed for impairment on an annual basis at the end of the fiscal year if there are indicators of impairment. If there is an indicator of impairment, the Nation determines if there is a significant adverse change in the expected amount or timing of future cash flows from the financial asset. If there is a significant adverse change in the expected cash flows, the carrying value of the financial asset is reduced to the highest of the present value of the expected cash flows, the amount that could be realized from selling the financial asset or the amount the Nation expects to realize by exercising its right to any collateral. If events and circumstances reverse in a future year, an impairment loss will be reversed to the extent of the improvement, not exceeding the initial carrying value.

(d) Non-financial assets:

Non-financial assets are not available to discharge existing liabilities and are held for use in the provision of services. They have useful lives extending beyond the current year and are not intended for sale in the ordinary course of operations.



Notes to Consolidated Financial Statements (continued)

Year ended March 31, 2021

---

**1. Significant accounting policies (continued):**

(e) Tangible capital assets:

Tangible capital assets are stated at cost, less accumulated amortization. Cost includes all costs directly attributable to acquisition or construction of the tangible capital asset including transportation costs, installation costs, design and engineering fees, legal fees and site preparation costs. Contributed tangible capital assets are recorded at fair value at the time of the donation with a corresponding amount recorded as revenue. Tangible capital assets under construction are not amortized until the asset is available for use.

Amortization is provided using the declining balance method and following annual rates:

Asset	Rate
Automotive equipment	30%
Buildings and infrastructure	4%
Capital leases	30%
Computer equipment	30%
Equipment	20%
Housing	4%
Water Plant	4%
Waste disposal system	4%

Amortization of leasehold improvements is recorded over the remaining term of the lease plus the first renewal option.

When management determines that a tangible capital asset no longer contributes to the Nation's ability to provide goods and services or that the value of the future benefits associated with the tangible capital asset is less than its net book value, the cost of the tangible capital asset is written down.

Certain assets which have historical or cultural value, including works of art, historical documents and historical and cultural artifacts, are not recognized as tangible capital assets.



Notes to Consolidated Financial Statements (continued)

Year ended March 31, 2021

---

**1. Significant accounting policies (continued):**

(f) Revenue recognition:

Government transfers and grant revenue are recognized as the Nation becomes entitled to the funding under the terms of applicable funding agreements and are recorded in the period in which the resources are used for the purpose specified in the agreements. Restricted funding received which relates to a subsequent fiscal period or pursuant to agreements in which the specific project or program is not yet completed are reported as deferred revenue until the resources are used for the purpose or purposes specified.

Other revenue, including interest, rent and own source are recognized in the period the services are provided and the related proceeds are received or receivable.

(g) Funding recoveries and reimbursements:

Funding received from government sources in the form of conditional transfer payments are subject to recovery, by the Crown, of unexpended balances or unallowable expenses. The Crown may also reimburse over expenditures upon determining adherence to the terms and conditions of payment for a specific purpose. Recoveries and reimbursements are accounted for when they are paid or payable or received or receivable.

(h) Allocation of expenses:

Management records a number of its expenses by program. The cost of each program includes the personnel, premises and other expenses that are directly related to providing the program.

Management allocates certain of its general support expenses by identifying the appropriate basis of allocating each expenses.



Notes to Consolidated Financial Statements (continued)

Year ended March 31, 2021

---

**1. Significant accounting policies (continued):**

(i) Contaminated sites:

Contaminated sites are defined as the result of contamination being introduced in air, soil, water or sediment of a chemical, organic, or radioactive material or live organism that exceeds an environmental standard.

A liability for remediation of contaminated sites is recognized, net of any expected recoveries, when all of the following criteria are met:

- (a) an environmental standard exists,
- (b) contamination exceeds the environmental standard,
- (c) the organization is directly responsible or accepts responsibility for the liability,
- (d) future economic benefits will be given up, and
- (e) a reasonable estimate of the liability can be made.

(j) Use of estimates:

The preparation of the financial statements in conformity with Canadian public sector accounting standards requires management to make estimates and assumptions that affect the reported amounts of assets and liabilities and disclosure of contingent assets and liabilities at the date of the financial statements and the reported amounts of revenue and expenses during the year. Items subject to such estimates and assumptions include the carrying amounts of tangible capital assets; provisions for impairment of accounts receivable; and accrued liabilities. Actual results could differ from those estimates.





Notes to Consolidated Financial Statements (continued)

Year ended March 31, 2021

**2. Accounts receivable:**

	2021	2020
Indigenous Services Canada	\$ 189,469	\$ 177,374
Canada Mortgage and Housing Corporation	-	398,148
Carrier Sekani Tribal Council	1,432,924	6,073,072
Province of British Columbia	67,500	120,426
Trade receivables	2,590,824	882,665
Employee receivables	6,751	11,798
Prince George Nechako Aboriginal Employment & Training Association	-	51,842
	<b>\$ 4,287,468</b>	<b>\$ 7,715,325</b>

**3. Restricted cash:**

	2021	2020
Funded replacement reserve	\$ 90,264	\$ 90,090
Funded operations reserve	92,222	92,079
	<b>\$ 182,486</b>	<b>\$ 182,169</b>

Replacement reserve:

Under the terms of the agreement with Canada Mortgage and Housing Corporation ("CMHC"), the Nation must set aside funds in the amount of \$26,478 plus interest; consisting of \$5,920 for Phase I operations, \$11,840 for Phase II operations, and \$8,718 for Phase III operations. These funds, along with accumulated interest, must be held in a separate bank account and/or invested on in accounts or instruments insured by the Canada Deposit Insurance Corporation or as may otherwise be approved by CMHC. Withdrawals are credited to interest first and then principal.



Notes to Consolidated Financial Statements (continued)

Year ended March 31, 2021

**3. Restricted cash (continued):**

Operations reserve:

Under the terms of the agreement with CMHC, after the payment of all costs and expenditures, including the allocation to the replacement reserve, any surplus revenue from Phase I and/or Phase II will be retained by the program within an operations reserve fund. The program's operations reserve fund may only be used for the on-going operating costs of Phase I and Phase II as committed under the 1997 On-Reserve program. Accordingly, future years' deficits may be recovered from the operations reserve bank. These funds, along with accumulated interest, must be held in a separate bank account and/or invested only in accounts or instruments insured by the Canada Deposit Insurance Corporation, or as may otherwise be mutually agreed to by the Nation and CMHC.

**4. Investments in government business entities:**

	Investments	Advances	2021	2020
Takla Development Corporation	\$ (4,371,606)	\$ 5,291,885	\$ 920,279	\$ 402,489
Takla Lake Limited Partnership	9,551,540	(6,966)	9,544,574	2,986,859
Sasuchan Development Corporation	(290,253)	-	(290,253)	(208,200)
Tse Keh Nay LLP	73,447	-	73,447	87,707
	\$ 4,963,128	\$ 5,284,919	\$ 10,248,047	\$ 3,268,855



Notes to Consolidated Financial Statements (continued)

Year ended March 31, 2021

**4. Investments in government business entities (continued):**

The Nation's share of the gain (loss) in its equity accounted investees for the year was:

	2021
Takla Development Corporation	\$ (503,841)
Takla Lake Limited Partnership	4,562,711
Sasuchan Development Corporation	(82,054)
Tse Keh Nay LLP	65,740
	<b>\$ 4,042,556</b>
	2021
	2020

**Takla Development Corporation (100%):**

Financial position:

Assets	\$ 1,788,262	\$ 1,118,338
Liabilities	(6,159,868)	(5,013,877)
Equity	4,371,606	3,895,539

Results of operation:

Revenues	183,682	61,402
Expenses	(592,899)	(556,964)
Profit and comprehensive income	(409,217)	(495,562)

**Tse Keh Nay LLP (33.33%):**

Financial position:

Assets	\$ 226,678	\$ 293,035
Liabilities	(4,399)	(29,913)
Equity	(222,279)	(263,122)

Results of operations:

Revenues	237,813	593,490
Expenses	(40,594)	(9,207)
Profit and comprehensive income	197,219	584,283
Nation portion	65,740	194,761



Notes to Consolidated Financial Statements (continued)

Year ended March 31, 2021

**4. Investments in government business entities (continued):**

	2021	2020
<b>Sasuchan Development Corporation (100%):</b>		
Financial position:		
Assets	\$ 15,916	\$ 5,302
Liabilities	(306,169)	(213,233)
Equity	290,253	207,969
Results of operations:		
Revenues	4,487	1,767
Expenses	(86,809)	(75,266)
Profit and comprehensive income	(82,322)	(73,499)
<b>Takla Lake Limited Partnership (99.90%):</b>		
Financial position:		
Assets	\$ 10,859,227	\$ 4,317,496
Liabilities	(1,301,171)	(818,358)
Equity	(9,558,056)	(3,499,138)
Results of operation:		
Revenues	13,105,145	8,496,915
Expenses	(8,657,227)	(6,944,674)
Profit and comprehensive income	4,447,918	1,552,241
Nation portion	4,443,470	1,550,689



Notes to Consolidated Financial Statements (continued)

Year ended March 31, 2021

---

**4. Investments in government business entities (continued):**

Shares and partnership units are held by the Nation, as represented by Chief and Council, on behalf of and for the benefit of the Takla Nation membership.

Takla Development Corporation was actively involved in logging and is therefore performing silviculture responsibilities. Advances due from Takla Development Corporation are unsecured, non-interest bearing and with no scheduled terms of repayment.

**5. Ottawa Trust Fund:**

	Revenue	Capital	2021	2020
Balance, beginning of year	\$ 29,803	\$ 2,617	\$ 32,419	\$ 30,063
Interest	2,274	-	2,274	2,356
	\$ 32,077	\$ 2,617	\$ 34,693	\$ 32,419

The Ottawa Trust Funds arise from monies from capital or revenue sources as outlined in Section 62 of the "Indian Act". These funds are held in trust in the consolidated revenue fund of the Government of Canada and are subject to audit by the office of the Auditor General of Canada. The management of these funds is primarily governed by Sections 63 and 69 of the "Indian Act".



Notes to Consolidated Financial Statements (continued)

Year ended March 31, 2021

**6. Accounts payable and accrued liabilities:**

	2021	2020
Trade payables	\$ 534,315	\$ 675,864
Accrued wages and payroll deductions payable	375,487	442,048
Pension plan contributions payable	89,730	37,833
Worksafe British Columbia	11,466	14,045
Sales taxes payable	403,346	208,316
Dividends payable - minors	812,000	848,000
Other accrued liabilities	541,952	323,204
	<b>\$ 2,768,296</b>	<b>\$ 2,549,310</b>

The Nation has a defined contribution pension plan for eligible members of its staff. Members can contribute up to a maximum of 5.5% of their salary and the Nation matches the member's contributions. The amount of retirement benefits to be received by the members will be the amount of retirement annuity that could be purchased base on the member's share of the pension plan at the time of the member's withdrawal from the plan. During the year the Nation contributed \$133,119 (2020 - \$157,884) for retirement benefits.



Notes to Consolidated Financial Statements (continued)

Year ended March 31, 2021

**7. Deferred revenue:**

	2021	2020
Heart & Stroke Foundation - garden	\$ -	\$ 9,548
Indigenous Services Canada - ACRS ICM#9	42,271	140,275
Indigenous Services Canada - forestry stewardship	174,729	89,954
Indigenous Services Canada - conservation program	63,233	-
Indigenous Services Canada - community plan	23,475	40,151
Indigenous Services Canada - emergency repairs at school	42,419	-
Indigenous Services Canada - solid waste management	-	187,107
Indigenous Services Canada - systems and data MMP	44,728	27,359
Carrier Sekani Family Services - core/community fund	166,509	-
Prince George Nechako Aboriginal Employment and Training Association	75,490	51,842
NRT - community engagement LUP	5,000	-
Insurance proceeds	292,096	292,096
BC Province-Playground/Trail	470,800	-
FNHA-AHSOR Land Virtual Wellness	37,894	-
FNHA - Community Wellness	30,000	-
CRE Youth Grant	12,369	-
Carrier Sekani Family Service - patient transport/helipad	79,409	-
Public Safety Canada - youth diversion	398,195	-
	\$ 1,958,617	\$ 838,332



Notes to Consolidated Financial Statements (continued)

Year ended March 31, 2021

**8. Long-term debt:**

	2021	2020
Mortgage repayable in monthly instalments of \$4,193 including interest at 2.21% per annum, secured by a Government of Canada ministerial guarantee, renewal due February 2024.	\$ 744,323	\$ 777,896
Mortgage repayable in monthly instalments of \$3,228 including interest at 2.21% per annum, secured by a Government of Canada ministerial guarantee, renewal due February 2024.	573,110	598,961
Mortgage repayable in monthly instalments of \$2,208 including interest at 0.80% per annum, secured by a Government of Canada ministerial guarantee, renewal due May 2025.	584,515	600,240
Term demand loan, repaid during the year.	-	38,122
Term demand loan repayable in monthly instalments of \$4,800 including interest at 3.57% per annum, secured by a Government of Canada ministerial guarantee, due August 2023.	133,355	185,173
Term demand loan repayable in monthly instalments of \$4,912 including interest at 3.57% per annum, secured by a Government of Canada ministerial guarantee, due August 2023.	136,489	189,545
Term demand loan repayable in monthly instalments of \$390 plus interest at 3.7% (prime plus %1.25%) per annum, secured by tangible capital assets with a net book value of \$41,297, due September 2021.	20,547	25,799
	<b>\$ 2,192,340</b>	<b>\$ 2,415,715</b>





Notes to Consolidated Financial Statements (continued)

Year ended March 31, 2021

---

**8. Long-term debt (continued):**

---

Provided the lenders do not demand repayment of the loans in full, principal repayments over the next five years are due as follows:

---

2022	\$	197,204
2023		202,875
2024		140,574
2025		88,866
2026		88,762
Thereafter		1,474,059
	\$	2,192,340

---



Notes to Consolidated Financial Statements (continued)

Year ended March 31, 2021

9. Tangible capital assets:

	2021										
	Automotive equipment	Buildings and infrastructure	Capital leases	Computer equipment	Construction in progress	Equipment	Housing	Leasehold improvements	Water plant	Waste disposal system	Total
<b>Cost:</b>											
Balance, beginning of year	\$ 704,861	\$ 13,389,735	\$ 205,800	\$ 41,038	\$ -	\$ 564,033	\$ 13,169,169	\$ -	\$ 4,297,464	\$ 3,762,902	\$ 36,135,002
Additions	127,694	237,449	-	-	138,042	-	-	240,000	-	-	743,185
Disposals	-	-	-	(9,880)	-	-	(236,111)	-	-	-	(245,991)
Transfers	49,200	-	(49,200)	-	-	-	-	-	-	-	-
Balance, end of year	881,755	13,627,184	156,600	31,158	138,042	564,033	12,933,058	240,000	4,297,464	3,762,902	36,632,196
<b>Accumulated amortization:</b>											
Balance, beginning of year	326,137	4,710,018	41,120	31,110	-	324,048	4,698,935	-	1,866,665	1,312,517	13,310,550
Amortization expenses	139,485	311,980	5,773	26	-	47,595	296,352	-	97,232	98,015	996,458
Disposals	-	-	-	-	-	-	(10,357)	-	-	-	(10,357)
Transfers	26,820	(6,012)	(28,843)	-	-	8,035	-	-	-	-	-
Balance, end of year	492,442	5,015,986	18,050	31,136	-	379,678	4,984,930	-	1,963,897	1,410,532	14,296,651
Net book value, end of year	\$ 389,313	\$ 8,611,198	\$ 138,550	\$ 22	\$ 138,042	\$ 184,355	\$ 7,948,128	\$ 240,000	\$ 2,333,567	\$ 2,352,370	\$ 22,335,545



Notes to Consolidated Financial Statements (continued)

Year ended March 31, 2021

9. Tangible capital assets (continued):

2020									
	Automotive equipment	Buildings and infrastructure	Capital leases	Computer equipment	Equipment	Housing	Water plant	Waste disposal system	Total
<b>Cost:</b>									
Balance, beginning of year	\$ 560,774	\$ 12,259,807	\$ 205,800	\$ 31,158	\$ 417,749	\$ 11,822,691	\$ 4,297,464	\$ 3,762,902	\$ 33,358,345
Additions	144,087	1,129,927	-	9,880	146,285	1,346,478	-	-	2,776,657
Balance, end of year	704,861	13,389,734	205,800	41,038	564,034	13,169,169	4,297,464	3,762,902	36,135,002
<b>Accumulated amortization:</b>									
Balance, beginning of year	177,075	4,448,164	41,120	31,050	290,373	4,406,361	1,765,382	1,210,418	12,369,943
Amortization expenses	149,062	261,854	-	60	33,675	292,574	101,283	102,099	940,607
Balance, end of year	326,137	4,710,018	41,120	31,110	324,048	4,698,935	1,866,665	1,312,517	13,310,550
Net book value, end of year	\$ 378,724	\$ 8,679,716	\$ 164,680	\$ 9,928	\$ 239,986	\$ 8,470,234	\$ 2,430,799	\$ 2,450,385	\$ 22,824,452



Notes to Consolidated Financial Statements (continued)

Year ended March 31, 2021

---

**10. Related party transactions:**

In the normal course of operations, the Nation participated in transactions with related parties measured at the exchange amount as determined and agreed to by the related parties.

**11. Segmented information:**

The Nation provides a range of services to its members. For management reporting purposes, operations and activities are organized and reported by function and department. For each segment separately reported, the segment revenue and expenditure represent both amounts that are directly attributable to the segment and amounts that are allocated on a reasonable basis. The presentation by segment is based on the same accounting policies as described in the summary of significant accounting policies in note 1. The segments and services provided are as follows:

Administration - provides governance initiatives and training through the activities of Chief and Council and administration of other activities relating to program delivery, membership and finance;

Community infrastructure - manages community and facilities operations and maintenance including capital projects, municipal services, water and waste water operations, roads, fire protection, housing and maintenance of community buildings;

Economic development - manages the development of economic opportunities from the land and natural resources for the Nation and its entities;

Education and training - provides elementary and secondary education instructional services and provides financial support to post secondary students as well provides training and work opportunities for Nation members to improve their job skills and participate effectively in the labour market;

Health services - provides a variety of health care programs, services and support to Nation members;

Social development - provides programs and services for the social benefit and welfare of Nation members.



Notes to Consolidated Financial Statements (continued)

Year ended March 31, 2021

11. Segmented information (continued):

	2021								
	Administration	Community infrastructure	Economic development	Education and training	Health services	Social development	Investment in government business entities	Capital	Total
<b>Revenue:</b>									
Indigenous Service Canada	\$ 1,921,326	\$ 1,660,185	\$ 172,309	\$ 1,712,608	\$ -	\$ 518,775	\$ -	\$ 146,931	\$ 6,132,134
First Nations Health Authority	66,638	23,211	-	-	472,290	-	-	-	562,139
CMHC	-	166,559	-	-	-	-	-	-	166,559
Province of British Columbia	1,189,943	-	31,950	-	97,165	-	-	-	1,319,058
Interest, rent and other	48,033	152,663	-	-	-	-	-	-	200,696
Ottawa trust funds	2,274	-	-	-	-	-	-	-	2,274
Income from investments in government business entities	-	-	-	-	-	-	4,042,556	-	4,042,556
Carrier Sekani Family Services	9,000	-	-	-	663,562	-	-	-	672,562
Carrier Sekani Tribal Council	11,100,848	-	140,000	-	-	-	-	-	11,240,848
First Nations Education Steering Committee	-	-	-	472,237	-	-	-	-	472,237
Own Source	1,098,374	124,902	5,449,739	149,272	69,825	1,075	-	-	6,893,187
Change in deferred revenue	(855,140)	(63,233)	(89,775)	(23,648)	(313,813)	-	-	225,324	(1,120,285)
Total revenue	14,581,296	2,064,287	5,704,223	2,310,469	989,029	519,850	4,042,556	372,255	30,583,965



Notes to Consolidated Financial Statements (continued)

Year ended March 31, 2021

**11. Segmented information (continued):**

	2021								
	Administration	Community infrastructure	Economic development	Education and training	Health services	Social development	Investment in government business entities	Capital	Total
<b>Expenses:</b>									
Administration fees	598,526	9,855	524,090	56,427	97,404	1,000	-	-	1,287,302
Administration recovery	(1,287,302)	-	-	-	-	-	-	-	(1,287,302)
Amortization	-	-	-	-	-	-	-	996,458	996,458
Consulting and contract	59,885	92,400	108,543	-	74,332	-	-	6,335	341,495
Equipment purchases	117,129	12,463	93,503	-	12,341	-	-	64,707	300,143
Honoraria	18,310	-	850	300	-	-	-	-	19,460
Materials and supplies	362,066	65,710	58,780	59,084	64,608	4,882	-	1,297	616,427
Meetings	48,512	-	9,247	264	2,732	-	-	-	60,755
Professional fees	466,855	46,723	794,106	70	1,327	-	-	45,122	1,354,203
Rent	114,686	10,400	49,264	1,750	15,300	-	-	-	191,400
Telephone and utilities	95,012	78,859	10,324	48,857	23,522	3,344	-	-	259,918
Travel and accommodations	204,817	36,841	133,021	515,977	44,300	3,417	-	7,484	945,857
Wages and benefits	2,818,468	498,425	1,079,502	869,004	447,512	95,537	-	-	5,808,448
Workshops and training	35,507	819	475	51,116	10,097	-	-	-	98,014
Other	2,356,814	994,422	652,761	320,364	123,488	507,586	-	177,764	5,133,199
<b>Total expenses</b>	<b>6,009,285</b>	<b>1,846,917</b>	<b>3,514,466</b>	<b>1,923,213</b>	<b>916,963</b>	<b>615,766</b>	<b>-</b>	<b>1,299,167</b>	<b>16,125,777</b>
Revenue over expenditures	8,572,011	217,370	2,189,757	387,256	72,066	(95,916)	4,042,556	(926,912)	14,458,188
Transfers	(141,952)	17,353	(81,068)	-	(10,591)	-	-	(136,924)	(353,182)
<b>Surplus (deficit)</b>	<b>\$ 8,713,963</b>	<b>\$ 200,017</b>	<b>\$ 2,270,825</b>	<b>\$ 387,256</b>	<b>\$ 82,657</b>	<b>\$ (95,916)</b>	<b>\$ 4,042,556</b>	<b>\$ (789,988)</b>	<b>\$ 14,811,370</b>



Notes to Consolidated Financial Statements (continued)

Year ended March 31, 2021

**11. Segmented information (continued):**

	2020								
	Administration	Community infrastructure	Economic development	Education and training	Health services	Social development	Investment in government business entities	Capital	Total
<b>Revenue:</b>									
Indigenous Service Canada	\$ 966,718	\$ 554,542	\$ 42,309	\$ 1,459,521	\$ -	\$ 554,757	\$ -	\$ 412,851	\$ 3,990,698
First Nations Health Authority	-	23,834	-	-	276,300	-	-	600,000	900,134
CMHC	-	122,626	-	-	-	-	-	-	122,626
Province of British Columbia	658,947	-	645,000	85,399	128,762	-	-	-	1,518,108
Interest, rent and other	26,646	169,189	-	4,930	-	-	-	-	200,765
Ottawa trust funds	2,356	-	-	-	-	-	-	-	2,356
Income from investments in government business entities	-	-	-	-	-	-	1,205,538	-	1,205,538
Carrier Sekani Family Services	95,909	-	-	-	397,903	-	-	-	493,812
Carrier Sekani Tribal Council	7,536,123	-	1,142,469	-	-	-	-	-	8,678,592
First Nations Education Steering Committee	400	-	-	343,607	-	-	-	-	344,007
Own Source	182,702	96,687	3,358,597	256,117	31,600	2,213	-	-	3,927,916
Change in deferred revenue	(129,653)	-	-	(51,842)	-	-	-	522,524	341,029
<b>Total revenue</b>	<b>9,340,148</b>	<b>966,878</b>	<b>5,188,375</b>	<b>2,097,732</b>	<b>834,565</b>	<b>556,970</b>	<b>1,205,538</b>	<b>1,535,375</b>	<b>21,725,581</b>



Notes to Consolidated Financial Statements (continued)

Year ended March 31, 2021

11. Segmented information (continued):

	2020								
	Administration	Community infrastructure	Economic development	Education and training	Health services	Social development	Investment in government business entities	Capital	Total
<b>Expenses:</b>									
Administration fees	82,620	18,683	442,524	61,091	65,155	3,000	-	-	673,073
Administration recovery	(673,073)	-	-	-	-	-	-	-	(673,073)
Amortization	-	-	-	-	-	-	-	940,607	940,607
Consulting and contract	8,627	59,327	464,767	-	110,614	-	-	1,517,513	2,160,848
Equipment purchases	-	9,165	10,000	-	-	-	-	292,043	311,208
Honoraria	270	-	2,050	-	3,499	-	-	-	5,819
Materials and supplies	214,510	104,923	87,498	100,652	34,975	8,991	-	71,329	622,878
Meetings	26,566	16,261	68,234	171	14,948	-	-	-	126,180
Professional fees	422,168	11,031	668,986	58,865	21,698	-	-	239,404	1,422,152
Rent	104,033	-	67,192	6,000	27,000	-	-	-	204,225
Telephone and utilities	51,753	71,681	16,593	74,654	-	-	-	10,552	225,233
Travel and accommodations	339,740	134,285	233,293	602,632	62,049	8,295	-	2,943	1,383,237
Wages and benefits	2,811,551	543,469	873,882	842,289	311,194	79,430	-	843	5,462,658
Workshops and training	94,887	7,821	14,266	191,259	59,935	525	-	4,718	373,411
Other	651,570	1,080,191	347,278	251,880	145,356	476,477	-	870,750	3,823,502
Total expenses	4,135,222	2,056,837	3,296,563	2,189,493	856,423	576,718	-	3,950,702	17,061,958
Revenue over expenditures	5,204,926	(1,089,959)	1,891,812	(91,761)	(21,858)	(19,748)	1,205,538	(2,415,327)	4,663,623
Transfers	(72,517)	90,596	1,900,080	(50,830)	1,003	(100)	-	(4,644,889)	(2,776,657)
Surplus (deficit)	\$ 5,277,443	\$ (1,180,555)	\$ (8,268)	\$ (40,931)	\$ (22,861)	\$ (19,648)	\$ 1,205,538	\$ 2,229,562	\$ 7,440,280





Notes to Consolidated Financial Statements (continued)

Year ended March 31, 2021

---

**12. Contingent liabilities:**

The Nation has entered into contribution agreements with various government agencies. Funding received under these contribution agreements is subject to repayment if the Nation fails to comply with the terms and conditions of the agreements.

The Nation is contingently liable for a Nation member mortgage secured by a Government of Canada Ministerial guarantee. As at March 31, 2021, the maximum liability would be \$51,494.

In addition, in the normal course of operations, the Nation may become involved in legal actions. Some of these potential liabilities may become actual liabilities when one or more future event occur or fail to occur. To the extent that the future event is likely to occur and a reasonable estimate of the loss can be made, an estimated liability is accrued and an expense recorded in the financial statements. As at March 31, 2021, there are no claims outstanding.

**13. Financial risks and concentration of risk:**

The Nation as part of its operations carries a number of financial instruments. It is management's opinion that the Nation is not exposed to significant currency or credit risks unless otherwise noted.

(a) Market risk:

On March 11, 2020, the COVID-19 outbreak was declared a pandemic by the World Health Organization. This has resulted in the Canadian and Provincial governments enacting emergency measures to combat the spread of the virus. The situation is dynamic and the ultimate duration and magnitude of the impact on the economy and the financial effect on the Nation is not known at this time. The current challenging economic climate may lead to adverse changes in cash flows, working capital levels and/or debt balances, which may also have a direct impact on the operating results and financial position of the Nation in the future.

(b) Liquidity risk:

Liquidity risk is the risk that the Nation will be unable to fulfill its obligations on a timely basis or at a reasonable cost. The Nation manages its liquidity risk by monitoring its operating requirements. There has been no change to the Nation's liquidity risk exposure from 2021.



Notes to Consolidated Financial Statements (continued)

Year ended March 31, 2021

---

**13. Financial risks and concentration of risk: (continued):**

(c) Interest rate risk:

Interest rate risk is the risk that the value of a financial instrument might be adversely affected by a change in the interest rates. Financial assets and financial liabilities with variable interest rates expose the Nation to cash flow interest rate risk. The Nation is exposed to this risk through its interest on the long-term debt. There has been no change to the Nation's interest rate risk exposure from 2021.

**14. Comparative information:**

The consolidated financial statements have been reclassified, where applicable, to conform to the presentation used in the current year. The changes do not affect prior year annual surplus.