

Allan J. Grykuliak, C.A.*

Scott T. Mockford, C.A.*

* Operates as a Professional Corporation

11210 - 107 Avenue N.W. 2nd Flr

Edmonton, Alberta T5H 0Y1

Tel (780) 452-2300, Fax (780) 452-2335

July 29, 2015

**ABORIGINAL AFFAIRS AND
NORTHERN DEVELOPMENT CANADA**

630 Canada Place 9700 Jasper Avenue
EDMONTON, Alberta T5J 4T2

Attention: Ms. Tammy Malcolm-Landry, Field Services Officer

Dear Ms. Malcolm-Landry:

Re: Peerless Trout First Nation #478


We are enclosing the following:

- 1. Two copies, for your use, of the audited Financial Statements for the year ended March 31, 2015.
2. Two copies, for your use, of the Program Revenue and Expense Schedules for the year ended March 31, 2015.
3. Two copies, for your use, of the Reconciliation of Grants and Contributions for the year ended March 31, 2015.

Should you have any questions regarding the foregoing, please do not hesitate to contact this office.

Yours truly,

DOYLE & COMPANY


A.J. Grykuliak, C.A.
AJG/lk

RECEIVED

JUL 29 2015

Enclosures

ABORIGINAL AFFAIRS & NORTHERN
DEVELOPMENT CANADA
ALBERTA REGION

Peerless Trout First Nation #478
Consolidated Financial Statements
For The Year Ended March 31, 2015

Peerless Trout First Nation #478
Financial Statements
For The Year Ended March 31, 2015

CONTENTS

	<u>Page</u>
MANAGEMENT'S RESPONSIBILITY FOR FINANCIAL REPORTING	1
INDEPENDENT AUDITORS' REPORT	2
FINANCIAL STATEMENTS	
Consolidated Statement of Financial Position	3
Statement of Changes in Accumulated Surplus	4
Statement of Changes in Equity	5 - 7
Statement of Operations	8
Statement of Changes in Net Financial Assets	9
Statements of Cash Flows	10
Schedule 1 - Schedule of Individual Programs	11
Schedule 2 - Accounts Receivable	12
Schedule 3 - Consolidated Expenditures By Object	13
Schedule 4 - Tangible Capital Assets	14
Notes to the Financial Statements	15 - 22

Peerless Trout First Nation #478
MARCH 31, 2015

MANAGEMENT'S RESPONSIBILITY FOR FINANCIAL REPORTING


The accompanying financial statements of the Peerless Trout First Nation #478 are the responsibility of management and have been approved by the Chief and Council.

The financial statements have been prepared by management in accordance with Canadian Public Sector Accounting Standards. Financial statements are not precise since they include certain amounts based on estimates and judgment. When alternative accounting methods exist, management has chosen those it deems most appropriate in the circumstances, in order to ensure that the financial statements are presented fairly, in all material respects.

The First Nation maintains systems of internal accounting and administrative controls of high quality. Such systems are designed to provide reasonable assurance that the financial information is relevant, reliable and accurate and the First Nation's assets are appropriately accounted for and adequately safeguarded.

The First Nation Chief and Council is responsible for ensuring that management fulfills its responsibilities for financial reporting and is ultimately responsible for reviewing and approving the financial statements.

The financial statements have been audited by Doyle & Company in accordance with Canadian Auditing Standards on behalf of the members.


Chief

Band Administrator

DOYLE & COMPANY

CHARTERED ACCOUNTANTS

Allan J. Grykuliak, C.A.*
Scott T. Mockford, C.A.*

* Operates as a Professional Corporation

11210 - 107 Avenue N.W. 2nd Flr
Edmonton, Alberta T5H 0Y1

INDEPENDENT AUDITORS' REPORT

Tel (780) 452-2300, Fax (780) 452-2335

To Chief and Council

Report on the Consolidated Financial Statements

We have audited the accompanying consolidated financial statements of Peerless Trout First Nation #478, which comprise the statement of financial position as at March 31, 2015 and the statements of changes in accumulated surplus, changes in equity, operations, change in net financial assets and the statement of cash flows for the year then ended, and a summary of significant accounting policies and other explanatory information.

Management's Responsibility for the Consolidated Financial Statements

Management is responsible for the preparation and fair presentation of these consolidated financial statements in accordance with Canadian Public Sector Accounting Standards, and for such internal control as management determines is necessary to enable the preparation of financial statements that are free from material misstatement, whether due to fraud or error.

Auditor's Responsibility

Our responsibility is to express an opinion on these consolidated financial statements based on our audit. We conducted our audit in accordance with Canadian Auditing Standards. Those standards require that we comply with ethical requirements and plan and perform the audit to obtain reasonable assurance whether the consolidated financial statements are free from material misstatement.

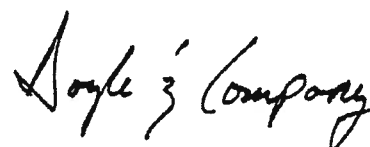
An audit involves performing procedures to obtain audit evidence about the amounts and disclosures in the consolidated financial statements. The procedures selected depend on the auditor's judgment, including the assessment of the risks of material misstatement of the consolidated financial statements, whether due to fraud or error. In making those risk assessments, the auditor considers internal control relevant to the entity's preparations and fair presentation of the consolidated financial statements in order to design audit procedures that are appropriate in the circumstances, but not for the purpose of expressing an opinion on the effectiveness of the entity's internal control. An audit also includes evaluating the appropriateness of accounting policies used and the reasonableness of accounting estimates made by management, as well as evaluating the overall presentation of the consolidated financial statements.

We believe that the audit evidence we have obtained is sufficient and appropriate to provide a basis for our audit opinion.

Opinion

In our opinion, these consolidated financial statements present fairly, in all material respects, the financial position of Peerless Trout First Nation #478 as at March 31, 2015 and its financial performance and its cash flows for the year then ended in accordance with Canadian Public Sector Accounting Standards.

Edmonton, Alberta
July 29, 2015





Chartered Accountants

Peerless Trout First Nation #478
CONSOLIDATED STATEMENT OF FINANCIAL POSITION
AS AT MARCH 31, 2015

	2015 \$	2014 \$
FINANCIAL ASSETS		
Cash	713,619	2,432,280
Accounts receivable (Schedule 2)	938,661	961,349
Investment in First Nation owned companies (Note 4)	396,734	946,308
	2,046,014	4,329,937
LIABILITIES		
Accounts payable	286,678	286,143
Deferred revenue (Note 6)	1,828,925	3,703,263
	2,115,673	3,989,406
NET FINANCIAL ASSETS	(69,659)	340,529
NON-FINANCIAL ASSETS		
Peerless Trout First Nation Trust (Note 3)	61,515,316	59,854,102
Peerless Trout First Nation Children's Trust (Note 3)	1,322,737	1,364,949
Peerless Trout First Nation Capital Trust (Note 3)	33,230,894	37,931,431
Peerless Trout First Nation Landfill Reclamation Trust (Note 3)	1,282,177	1,238,482
Tangible capital assets (Note 5)	33,673,922	24,299,658
	131,015,036	124,708,622
ACCUMULATED SURPLUS		
ACCUMULATED SURPLUS	33,604,263	24,640,187
EQUITY IN TRUST FUNDS	97,341,114	100,408,964
	130,945,377	125,049,151

Approved by the First Nation:

 Chief
 Administrator

The accompanying notes form part of these financial statements.

3.

Peerless Trout First Nation #478

STATEMENT OF CHANGES IN ACCUMULATED SURPLUS

FOR THE YEAR ENDED MARCH 31, 2015

	2015				2014
	Operating Net Assets	Equity in Business Enterprises	Equity in Tangible Capital Assets	Revolving Loan Fund (Note 8)	Total
	\$	\$	\$	\$	\$
BALANCE - BEGINNING OF YEAR	(605,779)	946,308	24,299,658	-	8,442,532
Excess of revenues over expenditures	8,964,076	-	-	-	8,964,076
Net advances to subsidiary companies	(1,155,290)	1,155,290	-	-	16,197,655
Losses in subsidiary companies	1,705,064	(1,705,064)	-	-	-
Transfer to the revolving loan fund (Note 8)	(61,876)	-	-	61,876	-
Capital asset acquisitions:					
Community bldgs. & infrastructure	(5,235,609)	-	5,235,609	-	-
Community housing construction	(2,096,749)	-	2,096,749	-	-
Health Centre construction	(2,788,449)	-	2,788,449	-	-
Vehicles and equipment	(403,961)	-	403,961	-	-
Annual amortization expense	1,150,504	-	(1,150,504)	-	-
Change in accumulated surplus	77,710	(549,774)	9,374,264	61,876	16,197,655
BALANCE - END OF YEAR	(528,069)	396,534	33,673,922	61,876	24,640,187

The accompanying notes form part of these financial statements.

Peerless Trout First Nation #478
STATEMENT OF CHANGES IN EQUITY
FOR THE YEAR ENDED MARCH 31, 2015

PEERLESS TROUT FIRST NATION TRUST (Note 3)

	2015 Actual \$	2014 Actual \$
REVENUE		
Investment Income	2,559,004	2,430,447
EXPENDITURES		
Trust Vote Process & program implementation	75,000	8,000
Trustee Expenses- Plan4ward (14/15 and 15/16 advance)	48,000	14,000
Trustee Expenses- PTFN (14/15 and 15/16 advance)	250,000	146,875
Legal and audit	48,498	258,450
Investment management fees - ScotiaMcLeod	307,556	285,966
Management fees paid to Peerless Trout First Nation	382,230	243,066
Approved trust programs	280,000	405,922
PTFN Concrete Inc. startup loans	390,000	495,000
PTFN Development Corp Grant - to establish new corporate structure	355,000	-
DCR Inc. loan - timber harvesting partnership	600,000	-
	2,736,284	1,857,279
REVENUE LESS EXPENDITURES	(177,280)	573,168
UNREALIZED GAIN IN MARKET VALUE FOR THE YEAR	1,838,494	1,823,659
SURPLUS FOR THE YEAR	1,661,214	2,396,827
NET ASSETS - BEGINNING OF YEAR	59,854,102	57,457,275
NET ASSETS - END OF YEAR	61,515,316	59,854,102

PEERLESS TROUT FIRST NATION CHILDREN'S TRUST (Note 3)

	2015 Actual \$	2014 Actual \$
REVENUE		
Investment income	20,063	32,365
EXPENDITURES		
Per capita distribution to members	62,285	72,626
(DEFICIT) SURPLUS FOR THE YEAR	(42,222)	(40,261)
NET ASSETS - BEGINNING OF YEAR	1,364,949	1,405,210
NET ASSETS - END OF YEAR	1,322,727	1,364,949

The accompanying notes form part of these financial statements.

Peerless Trout First Nation #478
STATEMENT OF CHANGES IN EQUITY
FOR THE YEAR ENDED MARCH 31, 2015

PEERLESS TROUT FIRST NATION CAPITAL TRUST (Note 3)

	2015 Actual \$	2014 Actual \$
REVENUE		
Capital fund		
Increase in market value of mutual funds	123,177	1,207,241
Investment Income	2,633,140	1,130,247
	2,756,317	2,337,488
Risk Pool fund		
Investment Income	149,146	131,140
Total Revenue	2,905,463	2,468,628
EXPENDITURES		
Transfers to PTFN TLE operating bank account	7,400,000	7,367,110
Transfer of TLE project management fees	216,000	216,000
	7,616,000	7,583,110
(DEFICIT) SURPLUS FOR THE YEAR	(4,710,537)	(5,114,482)
NET ASSETS - BEGINNING OF YEAR	37,931,431	43,045,913
NET ASSETS - END OF YEAR	33,220,894	37,931,431

The accompanying notes form part of these financial statements.

Peerless Trout First Nation #478
STATEMENT OF CHANGES IN EQUITY
FOR THE YEAR ENDED MARCH 31, 2015

<u>PEERLESS TROUT FIRST NATION LANDFILL RECLAMATION TRUST (Note 3)</u>		
	2015	2014
	Actual	Actual
	\$	\$
REVENUE		
Investment income	23,695	22,522
EXPENDITURES		
	-	-
SURPLUS FOR THE YEAR	23,695	22,522
NET ASSETS - BEGINNING OF YEAR	1,258,482	1,235,960
NET ASSETS - END OF YEAR	1,282,177	1,258,482

The accompanying notes form part of these financial statements.

Peerless Trout First Nation #478

STATEMENT OF OPERATIONS

FOR THE YEAR ENDED MARCH 31, 2015

	2015 Budget \$	2015 Actual \$	2014 Actual \$
REVENUE			
AANDC	1,043,813	1,151,629	926,317
Health Canada	3,175,000	3,175,000	6,000,000
Provincial Funding	271,000	241,000	134,269
Industry Contributions	-	-	222,038
First Nation Development Fund	452,990	122,282	870,370
Other	1,554,150	3,213,729	2,811,382
Transfers from PTFN Capital Trust Account	14,035,000	7,400,000	7,367,110
Revenue deferred from 2014/2015	232,664	3,703,265	6,228,786
Revenue deferred to 2015/2016	-	(1,828,995)	(3,703,265)
	20,764,617	17,177,910	20,857,007
EXPENDITURES			
Band support	1,220,515	1,150,957	940,370
First Nation Management	-	252,592	156,220
Community Economic Development	145,739	145,800	163,495
Corporate and Governance Structure Project	267,500	189,651	-
Economic Development Capacity	54,800	54,806	40,194
P&IDP	50,000	45,000	65,927
FNCCIP	134,000	174,000	135,113
Housing Rental	52,400	83,401	-
Industry Contributions	-	-	114,983
Operations & Maintenance	-	105,826	-
Settlement Agreement - Economic Development	-	670,335	-
Post Secondary Education	241,585	229,874	262,674
TLE Infrastructure Construction	14,035,000	739,148	459,562
Trust Program	910,351	476,394	-
2013 Trust Proposal	-	-	245,438
2012 Trust Proposal	-	-	26,399
Housing & Infrastructure	215,000	223,619	-
Community Capital	-	-	245,718
Capital Health - Health Care	3,175,000	395,785	-
First Nation Development Fund	457,011	421,078	426,572
Amortization	-	1,150,504	585,234
	20,958,901	6,508,770	3,867,899
(DEFICIENCY) EXCESS OF REVENUE OVER EXPENSES BEFORE OTHER	(194,284)	10,669,140	16,989,108
OTHER			
Net loss in First Nation owned companies	-	(1,705,064)	(791,453)
OPERATING SURPLUS FOR THE PERIOD	(194,284)	8,964,076	16,197,655

The accompanying notes form part of these financial statements.

Peerless Trout First Nation #478

STATEMENT OF CHANGES IN NET FINANCIAL ASSETS (DEBT)

FOR THE YEAR ENDED MARCH 31, 2015

	2015 Actual \$	2014 Actual \$
EXCESS (DEFICIT) OF REVENUE OVER EXPENSES	8,964,076	16,197,655
Acquisition of tangible capital assets	(10,524,768)	(16,144,506)
Amortization of tangible capital assets	1,150,504	585,234
	(9,374,264)	15,559,272)
DECREASE (INCREASE) IN NET ASSETS	(410,188)	638,383
NET FINANCIAL ASSETS (DEBT), BEGINNING OF YEAR	340,529	(297,854)
NET FINANCIAL ASSETS (DEBT), END OF YEAR	(69,659)	340,529

The accompanying notes form part of these financial statements.

Peerless Trout First Nation #478
STATEMENT OF CASH FLOWS
FOR THE YEAR ENDED MARCH 31, 2015

	2015	2014
	\$	\$
<u>CASH FLOWS FROM OPERATING ACTIVITIES</u>		
Cash received from funding agencies, customers and the Capital Trust	15,329,330	18,495,431
Cash paid to suppliers	(5,346,786)	(4,551,703)
Interest paid	(11,147)	(9,806)
	9,971,397	13,933,922
<u>CASH FLOWS FROM FINANCING ACTIVITIES</u>		
Net advances to first Nation owned companies	(1,155,290)	(372,985)
<u>CASH FLOWS (TO) FROM INVESTING ACTIVITIES</u>		
Purchase of capital assets	(10,524,768)	(16,144,506)
Net increase (decrease) in cash	(1,708,661)	(2,583,569)
CASH - Beginning of year	2,422,280	5,005,849
CASH - End of year	713,619	2,422,280

The accompanying notes form part of these financial statements.

Peerless Trout First Nation #478
SCHEDULE 1 - INDIVIDUAL PROGRAMS
FOR THE YEAR ENDED MARCH 31, 2015

	AANDC Contributions	Other Revenue	Funding carried fwd from 13/14	Funding carried fwd to 15/16	Total Revenue	Operating Expenditures	Capital Expenditures	Total Expenditures	Transfers	Current Year's Surplus (Deficit)
	\$	\$			\$	\$	\$	\$	\$	\$
Band support	291,476	74,345	-	-	365,821	1,150,957	-	1,150,957	785,136	-
First Nation Management	-	2,510,069	-	(177,500)	2,332,569	252,592	-	252,592	(825,194)	1,254,783
Community Economic Development	145,742	-	-	-	145,742	145,800	-	145,800	58	-
Corporate and Governance Structure Project	107,000	160,500	-	(77,849)	189,651	189,651	-	189,651	-	-
Economic Development Capacity	-	30,000	-	-	54,806	54,806	-	54,806	-	-
FN Consultation Capacity Investment	-	134,000	24,806	-	134,000	174,000	-	174,000	40,000	-
Housing Rental	-	123,494	-	-	123,494	83,401	-	83,401	-	-
Operations & Maintenance	105,826	-	-	-	105,826	105,826	-	105,826	-	40,093
Professional & Instructional Dev.	45,000	-	-	-	45,000	45,000	-	45,000	-	-
Settlement Agreement - Economic Dev.	-	-	-	-	670,335	670,335	-	670,335	-	-
Post Secondary Education	241,585	-	1,120,500	(450,165)	670,335	670,335	-	670,335	-	-
TLE Infrastructure Construction	-	7,524,468	28,000	(39,711)	229,874	229,874	-	229,874	-	-
Trust Program	-	280,000	1,853,497	(936,998)	8,440,967	739,148	7,701,819	8,440,967	-	-
Housing and Infrastructure	215,000	8,619	232,664	(36,270)	476,394	476,394	-	476,394	-	-
Capital Project - Health Center	-	3,184,234	-	-	223,619	223,619	-	223,619	-	-
First Nation Development Fund	-	122,282	443,798	(110,502)	3,184,234	395,785	2,788,449	3,184,234	-	-
					455,578	421,078	34,500	455,578	-	-
	1,151,629	14,152,011	3,703,265	(1,828,995)	17,177,910	5,358,266	10,524,768	15,883,034	-	1,294,876

The accompanying notes form part of these financial statements.

Peerless Trout First Nation #478
SCHEDULE 2 - ACCOUNTS RECEIVABLE
FOR THE YEAR ENDED MARCH 31, 2015

	2015 \$	2014 \$
Accounts Receivable consists of:		
AANDC	-	161,250
Province of Alberta	274,331	573,928
Other	306,652	-
GST	354,678	226,171
	935,661	961,349

The accompanying notes form part of these financial statements.

Peerless Trout First Nation #478

SCHEDULE 3 - CONSOLIDATED EXPENDITURES BY OBJECT

FOR THE YEAR ENDED MARCH 31, 2015

	2015	2014
	\$	\$
Salaries, wages and benefits	960,198	819,206
Contracted and general services	4,109,038	2,196,933
Materials, goods and utilities	277,883	156,720
Bank charges and short term interest	11,147	9,806
Amortization	1,150,504	585,234
Repayment of interest to TLE Construction account	-	100,000
	6,508,770	3,867,899

The accompanying notes form part of these financial statements.

Peerless Trout First Nation #478
SCHEDULE 4 - TANGIBLE CAPITAL ASSETS
FOR THE YEAR ENDED MARCH 31, 2015

	Community Buildings & Facilities \$	Band Housing \$	Community Equipment \$	Water, Sewer & Roads \$	2015 Total \$	2014 Total \$
COST:						
Balance, Beginning of Year	14,313,710	5,989,472	1,728,275	3,080,097	25,111,554	8,967,048
Acquisition of tangible capital assets	5,014,745	2,096,749	510,178	2,903,096	10,524,768	16,144,506
Balance, End of Year	19,328,455	8,086,221	2,238,453	5,983,193	35,636,322	25,111,554
ACCUMULATED AMORTIZATION						
Balance, Beginning of year	-	448,337	363,559	-	811,896	226,662
Current year amortization	386,569	305,515	308,840	149,580	1,150,504	585,234
Balance, End of Year	386,569	753,852	672,399	149,580	1,962,400	811,896
NET BOOK VALUE	18,941,886	7,332,369	1,566,054	5,833,613	33,673,922	24,299,658

The accompanying notes form part of these financial statements.

Peerless Trout First Nation #478
NOTES TO THE FINANCIAL STATEMENTS
MARCH 31, 2015

1. SCOPE OF FINANCIAL STATEMENTS

These financial statements consolidate the assets, liabilities and results of operations for Peerless Trout First Nation. The First Nation commenced operations April 2010.

2. BASIS OF PRESENTATION AND SIGNIFICANT ACCOUNTING POLICIES

These financial statements have been prepared in accordance with Canadian Public Sector Accounting Standards for government entities, as defined in the CICA Public Sector Accounting and Auditing Handbook, which encompasses the following principles:

(a) Tangible Capital Assets

Tangible capital assets are recorded at cost which includes all amounts that are directly attributable to acquisition, construction, development and betterment of the asset.

(b) Amortization

The cost, less residual value, of the tangible capital assets is amortized on a straight-line basis over the estimated useful life as follows:

	Years
Community Buildings and facilities	25
Band Housing	25
Community Equipment	5 and 10
Water, sewer and roads	40

(c) Revenue Recognition

Revenue is recorded in the period specified in the funding agreement entered into with government agencies and other organizations. Assistance received in advance of making the related expenditure is deferred.

(d) Investment in Peerless Trout Enterprises Inc.

The investment in the First Nations subsidiary company, Peerless Trout Enterprises Inc., is included in these financial statements using the modified equity method as detailed in Note 5.

(e) Financial Instruments

The First Nation's financial instruments consist of cash and term deposits, accounts receivable, accounts payable and term debt. It is management's opinion that the First Nation is not exposed to significant interest, currency or credit risk arising from these financial instruments. Unless otherwise noted, the fair value of these financial instruments approximates their carrying value.

(f) Measurement Uncertainty

The preparation of financial statements in conformity with Canadian Public Sector Accounting Standards requires management to make estimates and assumptions that affect the reported amounts of assets and liabilities at the date of the financial statements and the reported amounts of revenues and expenses during the reporting period. Actual results could differ from those estimates.

Peerless Trout First Nation #478
NOTES TO THE FINANCIAL STATEMENTS
MARCH 31, 2015

3. PEERLESS TROUT SETTLEMENT TRUST ACCOUNTS

a) Information about the Trust:

Peerless Trout First Nation Trust Agreement, Children's Trust Agreement and Capital Trust Agreement were established December 18, 2009.

The purposes and objectives of these Trusts are as follows:

i) Peerless Trout First Nation Trust Agreement

The beneficiaries of this trust are the members of Peerless Trout First Nation. The funds and income generated by this trust will be used to pay expenses and make distributions as governed by the agreement and include per capita distributions, remediation of contaminated sites, legal fees regarding the Settlement Agreement and various other amounts.

Commencing 2011, and each year ending December 31 thereafter, the income generated by this trust is intended to be disbursed providing programs and service to the Nation and its members as determined by council and the voting beneficiaries.

The financial position and results of operations of this trust will be reported on annually each December 31 to the members.

ii) Peerless Trout First Nation Children's Trust Agreement

The beneficiaries of this trust are the members of Peerless Trout First Nation under the age of 18 years at the time of the agreement. The purpose of this trust is to invest the funds until the beneficiary is eighteen at which time a per capita distribution is made of \$3,500 plus interest.

The financial position and results of operations of this trust will be reported on annually each December 31 to the members.

iii) Peerless Trout First Nation Capital Trust Agreement

The beneficiaries of this trust are the members of Peerless Trout First Nation. The purpose of the trust is to manage and administer capital and risk pool trust funds for construction of infrastructure and purchase of assets in accordance with the Capital Agreement, Capital Plans and Annual Construction Budgets.

The financial position and results of operations of this trust will be reported on annually each March 31 to the members.

iii) Peerless Trout First Nation Landfill Reclamation Trust Agreement

The beneficiaries of this trust are the members of Peerless Trout First Nation. The purpose of the trust is to manage and administer funds for the reclamation of landfills and contaminated sites on the lands set apart as reserves in the communities of Trout Lake and Peerless Lake.

Peerless Trout First Nation #478
NOTES TO THE FINANCIAL STATEMENTS
MARCH 31, 2015

3. PEERLESS TROUT SETTLEMENT TRUST ACCOUNTS (continued)

b) Information related to the investments held by the Trust as at March 31 is as follows:

	Canadian Investments	U.S. Investments	Total March 31 2015 Market Value	Total March 31 2014 Market Value
	\$	\$	\$	\$
i) Peerless Trout First Nation Trust Account (ScotiaMcLeod Investment Accounts):				
Cash and Savings accounts	188,344	23,359	211,703	578,095
Fixed income funds	22,727,712	170,253	22,897,965	27,900,954
T Bills/Money Market/Savings	11,177,957	588,363	11,766,320	7,184,025
Stocks and Equity Funds	14,816,151	11,823,177	26,639,328	24,191,028
	48,910,164	12,605,152	61,515,316	59,854,102

ii) Peerless Trout First Nation Children's Trust Account(Canadian Western Bank & Scotia Bank) :

Current Account	4,006	-	4,006	52,127
Savings & GIC's 1.5% to 2.55%	1,318,721	-	1,318,721	1,297,822
Accrued interest on GIC's		-	-	15,000
	1,322,727	-	1,322,727	1,364,949

iii) Peerless Trout First Nation Capital Trust Account:

Capital				
(Canadian Western Bank)				
(Scotia Bank)				
Cash	322,775	-	322,775	100,686
GIC's - 2.23%	6,323,913	-	6,323,913	12,674,782
Mutual Funds @ Market Value	27,648,459	-	27,648,459	26,209,153
Due to Risk Pool	(6,837,308)	-	(6,837,308)	(6,688,162)
Due to Landfill Reclaim. Trust	(1,074,253)	-	(1,074,253)	(1,053,190)
	26,383,586	-	26,383,586	31,243,269
Risk Pool				
Due from Capital	6,837,308	-	6,837,308	6,688,162
	33,220,894	-	33,220,894	37,931,431

Peerless Trout First Nation #478
NOTES TO THE FINANCIAL STATEMENTS
MARCH 31, 2015

3. PEERLESS TROUT SETTLEMENT TRUST ACCOUNTS (continued)				
	Canadian Investments	U.S. Investments	Total March 31 2015 Market Value	Total March 31 2014 Market Value
	\$	\$	\$	\$
iv) Peerless Trout First Nation Landfill Reclamation Trust Account (Canadian Western Bank):				
Prime - 1.7% Current Account	207,924	-	207,924	205,292
Due from Capital Trust	1,074,253	-	1,074,253	1,053,190
	1,282,177	-	1,282,177	1,258,482

Fixed Income Funds bear interest at rates from 1.45% to 6.4%. Stocks and equity funds are held in companies listed on stock exchanges.

The Trusts are exposed to the risk that fair market values of fixed income funds, GIC's and money market funds may fluctuate due to fluctuations in interest rates. The fair market value of the Trust's stock portfolio may fluctuate as a result of changes in market stock prices that may be caused by factors specific to an individual security or its issuer, or factors affecting some or all securities traded in the market. The fair market value of the Trust's stock portfolio may also be affected by the foreign exchange rates in effect at the year-end for securities traded on stock exchanges outside of Canada.

Peerless Trout First Nation #478
NOTES TO THE FINANCIAL STATEMENTS
MARCH 31, 2015

4. INVESTMENT IN FIRST NATION OWNED COMPANIES

	2015 \$	2014 \$
(a) Investment in Peerless Trout Enterprise Inc.		
100 Class A shares - 100% ownership, at cost	100	100
Advances to Peerless Trout Enterprise Inc.	3,078,916	1,896,429
Accumulated net income (loss) at March 31	(2,366,750)	(940,880)
	712,266	955,649
(b) Investment in PTFN Concrete Inc.		
100 Class A shares - 100% ownership, at cost	100	100
Advances from PTFN Concrete Inc.	(9,441)	(9,441)
Accumulated net income (loss) at March 31	(279,194)	-
	(288,535)	(9,341)
(c) Investment in PTFN Development Corp.		
100 Class A shares - 100% ownership, at cost	100	-
Advances from PTFN Development Corp.	(27,197)	-
Accumulated net income (loss) at March 31	-	-
	(27,097)	-
(d) Investment in PT Forest Products Inc.		
100 Class A shares - 100% ownership, at cost	100	-
Advances from PT Forest Products Inc.	-	-
Accumulated net income (loss) at March 31	-	-
	100	-
TOTAL	396,734	946,308

Peerless Trout First Nation #478
NOTES TO THE FINANCIAL STATEMENTS
MARCH 31, 2015

4. INVESTMENT IN FIRST NATION OWNED COMPANIES (Cont.)

March 31 unaudited financial information for Peerless Trout Enterprise Inc. is as follows:

	March 31 2015	March 31 2014
	\$	\$
Assets	5,123,192	3,213,440
Liabilities	7,488,665	4,154,220
Revenue	7,534,133	6,929,695
Net (loss) for the year	(1,424,693)	(791,453)

March 31 unaudited financial information for PTFN Concrete Inc. is as follows:

	March 31 2015	March 31 2014
	\$	\$
Assets	615,406	463,087
Liabilities	894,500	462,987
Revenue	17,171	41,513
Net (loss) for the year	(279,094)	-

March 31 unaudited financial information for PTFN Development Corp. is as follows:

	March 31 2015	March 31 2014
	\$	\$
Assets	937,711	-
Liabilities	937,611	-
Revenue	273,327	-
Net (loss) for the year	-	-

March 31 unaudited financial information for PT Forest Products Inc. is as follows:

	March 31 2015	March 31 2014
	\$	\$
Assets		-
Liabilities	-	-
Revenue	-	-
Net (loss) for the year	-	-

Peerless Trout First Nation #478
NOTES TO THE FINANCIAL STATEMENTS
MARCH 31, 2015

5. TANGIBLE CAPITAL ASSETS

	2015			2014
	\$			\$
	Cost	Accumulated Amortization	Net Book Value	Net Book Value
	\$	\$	\$	\$
Community Equipment	2,238,453	672,399	1,566,054	1,364,716
Band Housing	8,086,221	753,852	7,332,369	5,541,135
Community Buildings	19,328,455	386,569	18,941,886	14,313,710
Water, Sewer & Roads	5,983,193	149,580	5,833,613	3,080,097
	35,636,322	1,962,400	33,673,922	24,299,658

6. DEFERRED REVENUE

	2015	2014
	\$	\$
Deferred revenue is comprised of the following amounts that have not been spent as at March 31:		
Funding from the Government of Canada:		
As part of the Settlement Agreement for the purpose of Economic Development	450,165	1,120,500
Funding from the PTFN Capital Trust Account:		
Transfers to be used to cover the cost of infrastructure construction in the 2013/14 year	936,998	1,853,497
Funding from AANDC:		
Post Secondary Education funding to be used to cover tuition and living allowance costs for April/May 2013	39,711	28,000
Funding from the Province of Alberta:		
Province of Alberta -Jobs, Skills , Training & Labour Corporate and Governance Structure Project	- 24,349	24,803 -
First Nation Development Fund:		
Project 11695 (Finance Training & Support)	10,502	443,799
Concrete Batch Plant	100,000	-
Other Funding:		
PTFN - Corporate and Governance Structure Project	53,500	-
Approved Trust Program Funding	36,270	232,664
PTFN Trust Funding - Trustee expenses	125,000	-
PTFN Trust Funding - Trustee Management fees	52,500	-
	1,828,995	3,703,263

Peerless Trout First Nation #478
NOTES TO THE FINANCIAL STATEMENTS
MARCH 31, 2015

7. CONTINGENT LIABILITIES

A statement of claim has been filed and continues against the First Nation with respect to alleged damages sustained as a result of breach of contract totaling \$2,747,730. Losses, if any, resulting from this claim can not be determined at this time and a provision for losses has not been recorded in the accounts of the First Nation.

8. REVOLVING LOAN FUND

The revolving loan fund is comprised of interest and principal collected on member renovation loans. The use of these funds is restricted and can only be used for future member home renovation loans

9. RELATED PARTY TRANSACTIONS

During the year the First Nation contracted its subsidiary company, Peerless Trout Enterprises Inc., to perform construction and other services. The total amount billed to the First Nation for these services was \$949,901 (2014 - \$2,179,635).

Peerless Trout Enterprises Inc. paid royalties during the year to the First Nation in the amount of \$1,128,192 (2014 - \$1,039,454).

These transactions are in the normal course of business and are measured at the exchange amount, being the amount of consideration established and agreed to by the related parties.

10. COMPARATIVE FIGURES

Certain prior year comparative figures have been restated to conform to the presentation adopted by the First Nation in the current year.