

---

RED PHEASANT CREE NATION  
CONSOLIDATED FINANCIAL STATEMENTS

MARCH 31, 2024

---

# RED PHEASANT CREE NATION

## INDEX TO CONSOLIDATED FINANCIAL STATEMENTS

MARCH 31, 2024

---

MANAGEMENT'S RESPONSIBILITY FOR FINANCIAL REPORTING

INDEPENDENT AUDITOR'S REPORT

CONSOLIDATED STATEMENT OF FINANCIAL POSITION.....STATEMENT 1

CONSOLIDATED STATEMENT OF OPERATIONS .....STATEMENT 2

CONSOLIDATED STATEMENT OF CHANGE IN NET DEBT .....STATEMENT 3

CONSOLIDATED STATEMENT OF CASH FLOWS.....STATEMENT 4

NOTES TO CONSOLIDATED FINANCIAL STATEMENTS

## MANAGEMENT'S RESPONSIBILITY FOR FINANCIAL REPORTING

The accompanying consolidated financial statements of Red Pheasant Cree Nation are the responsibility of management and have been approved by Chief and Council.


The consolidated financial statements have been prepared by management in accordance with Canadian public sector accounting standards as recommended by the Public Sector Accounting Board of the Chartered Professional Accountants of Canada and as such include amounts that are the best estimates and judgments of management.


Management is responsible for the integrity and objectivity of these statements and for implementing and maintaining a system of internal controls to provide reasonable assurance that reliable financial information is produced.

Chief and Council are responsible for ensuring that management fulfills its responsibilities for financial reporting and internal control and are ultimately responsible for reviewing and approving the consolidated financial statements.



Chief and Council meets periodically with management, as well as the external auditors, to discuss internal controls over the financial reporting process, auditing matters and financial reporting issues, to satisfy themselves that each party is properly discharging their responsibilities, and to review the consolidated financial statements and the external auditors' report.

The external auditors, Baker Tilly HMA LLP, conduct an independent examination, in accordance with Canadian generally accepted auditing standards, and express their opinion on the consolidated financial statements. The external auditors have full and free access to financial management of Red Pheasant Cree Nation and meet when required.

  
\_\_\_\_\_  
Chief

\_\_\_\_\_  
Councillor  
  
\_\_\_\_\_  
Councillor

  
\_\_\_\_\_  
Councillor

  
\_\_\_\_\_  
Councillor  
  
\_\_\_\_\_  
Councillor

**INDEPENDENT AUDITOR'S REPORT**

To the Chief, Council and Membership  
Red Pheasant Cree Nation

**Opinion**

We have audited the accompanying consolidated financial statements of Red Pheasant Cree Nation, which comprise the consolidated statement of financial position as at March 31, 2024, and the consolidated statements of operations, change in net debt, and cash flows for the year then ended, and notes to the consolidated financial statements, including a summary of significant accounting policies.

In our opinion, the accompanying consolidated financial statements present fairly, in all material respects, the consolidated financial position of Red Pheasant Cree Nation as at March 31, 2024, and its consolidated financial performance and its consolidated cash flows for the year then ended in accordance with Canadian public sector accounting standards

**Basis for Opinion**

We conducted our audit in accordance with Canadian generally accepted auditing standards. Our responsibilities under those standards are further described in the Auditor's Responsibilities for the Audit of the Financial Statements section of our report. We are independent of Red Pheasant Cree Nation in accordance with the ethical requirements that are relevant to our audit of the financial statements in Canada, and we have fulfilled our other ethical responsibilities in accordance with these requirements. We believe that the audit evidence we have obtained is sufficient and appropriate to provide a basis for our opinion.

**Responsibilities of Management and Those Charged with Governance for the Consolidated Financial Statements**

Management is responsible for the preparation and fair presentation of the consolidated financial statements in accordance with Canadian public sector accounting standards, and for such internal control as management determines is necessary to enable the preparation of consolidated financial statements that are free from material misstatement, whether due to fraud or error.

In preparing the consolidated financial statements, management is responsible for assessing Red Pheasant Cree Nation's ability to continue as a going concern, disclosing, as applicable, matters related to going concern and using the going concern basis of accounting unless management either intends to liquidate Red Pheasant Cree Nation or to cease operations, or has no realistic alternative but to do so.

Those charged with governance are responsible for overseeing Red Pheasant Cree Nation's financial reporting process.

*(continued.....)*

### **Auditor's Responsibility for the Audit of the Consolidated Financial Statements**

Our objectives are to obtain reasonable assurance about whether the financial statements as a whole are free from material misstatement, whether due to fraud or error, and to issue an auditor's report that includes our opinion. Reasonable assurance is a high level of assurance, but is not a guarantee that an audit conducted in accordance with Canadian generally accepted auditing standards will always detect a material misstatement when it exists. Misstatements can arise from fraud or error and are considered material if, individually or in the aggregate, they could reasonably be expected to influence the economic decisions of users taken on the basis of these financial statements.

As part of an audit in accordance with Canadian generally accepted auditing standards, we exercise professional judgment and maintain professional skepticism throughout the audit. We also:

- Identify and assess the risks of material misstatement of the financial statements, whether due to fraud or error, design and perform audit procedures responsive to those risks, and obtain audit evidence that is sufficient and appropriate to provide a basis for our opinion. The risk of not detecting a material misstatement resulting from fraud is higher than for one resulting from error, as fraud may involve collusion, forgery, intentional omissions, misrepresentations, or the override of internal control.
- Obtain an understanding of internal control relevant to the audit in order to design audit procedures that are appropriate in the circumstances, but not for the purpose of expressing an opinion on the effectiveness of Red Pheasant Cree Nation's internal control.
- Evaluate the appropriateness of accounting policies used and the reasonableness of accounting estimates and related disclosures made by management.
- Conclude on the appropriateness of management's use of the going concern basis of accounting and, based on the audit evidence obtained, whether a material uncertainty exists related to events or conditions that may cast significant doubt on Red Pheasant Cree Nation's ability to continue as a going concern. If we conclude that a material uncertainty exists, we are required to draw attention in our auditor's report to the related disclosures in the financial statements or, if such disclosures are inadequate, to modify our opinion. Our conclusions are based on the audit evidence obtained up to the date of our auditor's report. However, future events or conditions may cause Red Pheasant Cree Nation to cease to continue as a going concern.
- Evaluate the overall presentation, structure and content of the financial statements, including the disclosures, and whether the financial statements represent the underlying transactions and events in a manner that achieves fair presentation.

We communicate with those charged with governance regarding, among other matters, the planned scope and timing of the audit and significant audit findings, including any significant deficiencies in internal control that we identify during our audit.

*Baker Tilly HMA LLP*

Chartered Professional Accountants

Winnipeg, Manitoba  
December 10, 2024



# RED PHEASANT CREE NATION

STATEMENT 1

## CONSOLIDATED STATEMENT OF FINANCIAL POSITION


MARCH 31


	2024	2023
<b>FINANCIAL ASSETS</b>		
Cash	\$ 3,449,860	\$ 3,463,101
Restricted cash (Note 4)	1,071,208	1,003,807
Accounts Receivable (Note 5)	504,766	350,777
Investments (Note 6)	<u>2,006,710</u>	<u>1,376,137</u>
	<u>7,032,544</u>	<u>6,193,822</u>

<b>LIABILITIES</b>		
Accounts payable and accrued liabilities (Note 7)	6,768,170	1,615,431
Deferred revenue (Note 8)	1,900,743	1,547,465
Long term debt (Note 10)	<u>18,383,451</u>	<u>21,793,076</u>
	<u>27,052,364</u>	<u>24,955,972</u>
NET DEBT	<u>(20,019,820)</u>	<u>(18,762,150)</u>

<b>NON-FINANCIAL ASSETS</b>		
TANGIBLE CAPITAL ASSETS (Note 18)	33,449,502	24,782,105
PREPAID EXPENSES	<u>63,380</u>	<u>69,564</u>
	<u>33,512,882</u>	<u>24,851,669</u>
ACCUMULATED SURPLUS (Note 9)	\$ <u>13,493,062</u>	\$ <u>6,089,519</u>
CONTINGENT LIABILITIES (Note 11)		


Approved by Chief and Council

  
.....  
Chief

  
.....  
Councillor

.....  
Councillor

  
.....  
Councillor

  
.....  
Councillor

  
.....  
Councillor

# RED PHEASANT CREE NATION

STATEMENT 2

## CONSOLIDATED STATEMENT OF OPERATIONS

YEAR ENDED MARCH 31

	BUDGET (UNAUDITED)	2024	2023
REVENUE			
Indigenous Services Canada	\$ 23,231,918	\$ 23,231,175	\$ 19,454,834
Canada Mortgage and Housing Corporation	202,904	202,904	179,997
First Nation Gaming Trust	1,250,000	1,233,200	926,680
Saskatchewan Indian Institute of Technologies	200,000	171,445	245,898
Other revenue	9,500,000	9,495,711	913,564
Recovered - ISC		( 75,852)	
	<u>34,384,822</u>	<u>34,258,583</u>	<u>21,720,973</u>
EXPENDITURES			
Administration	700,000	771,993	683,353
Education	5,200,000	5,287,851	5,169,462
Reserves	130,000	130,483	48,338
Community wellness	2,200,000	2,174,586	2,578,029
Infrastructure	1,600,000	1,614,618	698,123
First Nation programs	9,000,000	8,939,812	5,753,405
Capital projects	1,500,000	1,407,475	1,525,981
Community and economic development	2,850,000	2,854,862	1,516,891
Housing	250,000	250,506	224,279
Social services	<u>3,439,309</u>	<u>3,439,309</u>	<u>3,316,815</u>
	<u>26,869,309</u>	<u>26,871,495</u>	<u>21,514,676</u>
ANNUAL SURPLUS	\$ <u>7,515,513</u>	\$ <u>7,387,088</u>	\$ <u>206,297</u>

## CONSOLIDATED STATEMENT OF CHANGE IN NET DEBT

		YEAR ENDED MARCH 31	
	BUDGET (UNAUDITED)	2024	2023
ANNUAL SURPLUS (DEFICIT)	\$ 7,515,513	\$ 7,387,088	\$ 206,297
Acquisition of tangible capital assets	( 10,500,000)	( 10,509,296)	( 1,793,908)
Amortization of tangible capital assets	1,850,000	1,841,899	1,605,809
	( 8,650,000)	( 8,667,397)	( 188,099)
(Acquisition) use of prepaid expenses - net	6,000	6,184	23,039
Ottawa trust revenue recorded	16,500	16,455	8,665
Ottawa trust disbursements received	-	-	( 126,000)
	22,500	22,639	( 94,296)
CHANGE IN NET DEBT FOR YEAR	( 1,111,987)	( 1,257,670)	( 76,098)
NET DEBT, <i>beginning of year</i>	( 18,762,150)	( 18,762,150)	( 18,686,052)
NET DEBT, <i>end of year</i>	<u>\$( 19,874,137)</u>	<u>\$( 20,019,820)</u>	<u>\$( 18,762,150)</u>



# RED PHEASANT CREE NATION

STATEMENT 4

## CONSOLIDATED STATEMENT OF CASH FLOWS

YEAR ENDED MARCH 31

	2024	2023
<i>OPERATING ACTIVITIES</i>		
Cash received from funding agencies	\$ 24,961,041	\$ 20,227,380
Cash received from other sources	8,877,250	784,146
Cash paid to suppliers and other	(14,396,290)	(15,342,665)
Cash paid to employees	( 5,066,760)	( 4,604,541)
Interest paid	( 407,623)	( 356,885)
	<u>13,967,618</u>	<u>707,435</u>
<i>INVESTING ACTIVITIES</i>		
Purchase of tangible capital assets	(10,509,296)	( 1,793,908)
Ottawa trust - net	<u>16,455</u>	<u>( 117,335)</u>
	<u>(10,492,841)</u>	<u>( 1,911,243)</u>
<i>FINANCING ACTIVITIES</i>		
Proceeds from long-term debt	1,575,080	1,050,000
Repayment of long-term debt	( 4,995,697)	( 512,852)
	<u>( 3,420,617)</u>	<u>537,148</u>
NET INCREASE (DECREASE) IN CASH DURING YEAR	54,160	( 666,660)
CASH, <i>beginning of year</i>	<u>4,466,908</u>	<u>5,133,568</u>
CASH, <i>end of year</i>	\$ <u>4,521,068</u>	\$ <u>4,466,908</u>
<i>CASH COMPRISED OF</i>		
Cash	\$ 3,449,860	\$ 3,463,101
Restricted funds	<u>1,071,208</u>	<u>1,003,807</u>
	\$ <u>4,521,068</u>	\$ <u>4,466,908</u>

# RED PHEASANT CREE NATION

## NOTES TO CONSOLIDATED FINANCIAL STATEMENTS

MARCH 31, 2024

---

### 1. OPERATIONS

Red Pheasant Cree Nation ("the Cree Nation") is located in the province of Saskatchewan, and provides various services to its members. The Cree Nation's financial reporting includes all related entities which are accountable to the Cree Nation and are either owned or controlled by the Cree Nation.

### 2. BASIS OF PRESENTATION AND SIGNIFICANT ACCOUNTING POLICIES

These consolidated financial statements are the representations of management, prepared in accordance with Canadian public sector accounting standards and including significant accounting policies.

#### *REPORTING ENTITY*

All controlled entities are fully consolidated on a line-by-line basis except for the commercial enterprises which meet the definition of government business enterprises, which are included in the consolidated financial statements on a modified equity basis. Under the modified equity of accounting, only the Cree Nation's investment in the government business enterprise and the enterprise's net income and other changes in equity are recorded. No adjustments are made for accounting policies of the enterprises that are different from those of the Cree Nation.

These consolidated financial statements consolidate the assets, liabilities and results of operations for the following entities which use accounting principles which lend themselves to consolidation:

- Red Pheasant Cree Nation Administration
- Red Pheasant Cree Nation Education Inc.
- Red Pheasant Cree Nation Housing Authority.
- Red Pheasant Cree Nation Eagle Hills Daycare Centre Inc.

All inter-entity balances have been eliminated on consolidation. However, transactions between departments have not been eliminated in order to present the results of operations for each specific department.

Government business enterprises accounted for by the modified equity basis include:

- Red Pheasant Cree Nation Developments GP Corporation
- Red Pheasant Centex Operations GP Corp.

#### *BASIS OF PRESENTATION*

Sources of revenue and expenses are recorded using the accrual basis of accounting. The accrual basis of accounting recognizes revenue as it becomes available and measurable; expenses are recognized as they are incurred and measurable as a result of the receipt of goods or services and the creation of the legal obligation to pay.

#### *CASH AND CASH EQUIVALENTS*

Cash sources include balances with banks and short-term investments with maturities of three months or less. Cash subject to restrictions that prevents its use for current purposes is included in restricted cash.

## NOTES TO CONSOLIDATED FINANCIAL STATEMENTS

MARCH 31, 2024

2. BASIS OF PRESENTATION AND SIGNIFICANT ACCOUNTING POLICIES *(continued)**FUNDS HELD IN OTTAWA TRUST*

Funds held in the Ottawa Trust Fund on behalf of the Cree Nation members by the Government of Canada are reported as restricted cash. Trust monies consists of:

- a) Capital trust monies derived from non-renewable resource transactions on the sale of land or other Nation tangible capital assets; and
- b) Revenue trust monies generated primarily through land transactions or interest earned on deposits held in trust.

*ASSET RETIREMENT OBLIGATIONS*

Liabilities are recognized for statutory, contractual, or legal obligations, associated with the retirement of tangible capital assets when those obligations result from the acquisition, construction, development, or normal operation of the assets. The obligations are measured initially at management's best estimate at the present value of the estimated future cash flows required to settle the retirement obligation. In subsequent periods, the liability is adjusted for the accretion of discount and any changes in the amount or timing of the underlying future cash flows. The capitalized asset retirement cost is amortized on the same basis as the related asset and the discount accretion is included in determining the results of operations.

*TANGIBLE CAPITAL ASSETS*

Tangible capital assets are initially recorded at cost based on historical cost accounting records.

Tangible capital assets are amortized annually using the declining balance method (except where noted) at rates intended to amortize the cost of the assets over their estimated useful lives:

Buildings	40 years	straight line
Equipment	20%	declining balance
Computer equipment	50%	declining balance
Vehicles	30%	declining balance
Furniture and fixtures	20%	declining balance
Mobile homes	25 years	straight line
Building improvements	40 years	straight line
Social housing	25 years	straight line
Infrastructure	25 years	straight line
Leased equipment	5 years	straight line

In the year of acquisition, amortization is taken at one-half of the above rates

## NOTES TO CONSOLIDATED FINANCIAL STATEMENTS

MARCH 31, 2024

2. BASIS OF PRESENTATION AND SIGNIFICANT ACCOUNTING POLICIES *(continued)**LONG-LIVED ASSETS*

Long-lived assets consists of tangible capital assets. Long-lived assets held for use are measured and amortized as described in the applicable accounting policies.

The Cree Nation performs impairment testing on long-lived assets held for use whenever events or changes in circumstances indicate that the carrying amount of the asset, or group of assets, may not be recoverable. Impairment losses are recognized when undiscounted future cash flows from its use and disposal are less than the asset's carrying amount. Impairment is measured as the amount by which the asset's carrying amount exceeds its fair value. Any impairment is included in the statement of operations for the year in which the asset becomes impaired.

*NON-FINANCIAL ASSETS*

The Cree Nation's tangible capital assets and other non-financial assets are accounted for as assets because they can be used to provide government services in future periods. These assets do not normally provide resources to discharge the liabilities of the government unless they are sold.

*NET DEBT*

The Cree Nation's consolidated financial statements are presented so as to highlight net debt as the measurement of financial position. The net debt of the Cree Nation is determined by its financial assets less its liabilities. Net debt combined with non-financial assets comprises a second indicator of financial position, accumulated surplus.

*REVENUE RECOGNITION*

Government transfer revenue is recognized as it becomes receivable under the terms of applicable agreements. Funding received under funding arrangements that relate to a subsequent fiscal period is reflected as deferred revenue on the statement of financial position in the year of receipt, and is matched with the related department expenses in the year of their occurrence.

Other revenue is recognized by the Cree Nation when services are provided or goods are shipped.

Rental revenue is recorded in the year it is earned. At the end of each year management evaluates whether rent revenue is collectible and records a bad debt expense and allowance for doubtful accounts for those amounts designated as unlikely to be collected.

*EMPLOYEE FUTURE BENEFITS*

The Cree Nation's employee future benefit program consists of a defined contribution pension plan. Nation contributions to the defined contribution plan are expensed as incurred.

*PROVISION FOR SITE REHABILITATION*

Environmental law requires appropriate closure and post-closure care of landfill sites. This would include covering and landscaping of the site, ongoing environmental monitoring, site inspection and maintenance. No liability has been recorded as of March 31, 2024 as funding from agencies will offset any cost associated with the closure of landfill sites.

## NOTES TO CONSOLIDATED FINANCIAL STATEMENTS

MARCH 31, 2024

2. BASIS OF PRESENTATION AND SIGNIFICANT ACCOUNTING POLICIES *(continued)**SEGMENTS*

The Cree Nation conducts its business through ten reportable segments as identified in Note 13. These operating segments are established by senior management to facilitate the achievement of the Nation's long-term objectives to aid in resource allocation decisions, and to assess operational performance.

For each reported segment, revenue and expenses represent both amounts that are directly attributable to the segment and amounts that are allocated on a reasonable basis. Therefore, certain allocation methodologies are employed in the preparation of segmented financial information.

The accounting policies used in these segments are consistent with those followed in the preparation of the consolidated financial statements as disclosed in the Significant Accounting Policies.

*FINANCIAL INSTRUMENTS*Measurement

The Cree Nation measures all of its financial assets and financial liabilities at cost or amortized cost, except for the following, which are measured at fair value without any adjustment for transaction costs: derivatives, marketable securities in equity instruments that are quoted in an active market and the marketable securities that the Nation has elected to measure at fair value. The effective interest rate method is used to determine interest revenue or expenses for financial instruments measured at amortized cost.

Financial assets measured at amortized cost include cash, accounts receivable and federal trust funds. Financial liabilities measured at amortized cost include accounts payable and accrued liabilities and long-term debt.

No financial assets are measured at fair value.

Transaction costs

Transaction costs attributable to financial instruments measured at fair value are recognized in the Statement of Operations in the period incurred. Transaction costs for financial instruments measured at cost or amortized cost are recognized in the original cost of the instrument.

Impairment

At the end of each reporting period, management assesses financial assets or groups of financial assets for evidence of objective impairment. An impairment loss is recognized in the Statement of Operations when there is a loss in value that is other than temporary. Future recoveries of impaired financial assets are recognized in the Statement of Operations when received.

## NOTES TO CONSOLIDATED FINANCIAL STATEMENTS

MARCH 31, 2024

2. BASIS OF PRESENTATION AND SIGNIFICANT ACCOUNTING POLICIES *(continued)**USE OF ESTIMATES*

The preparation of the financial statements in conformity with Canadian public sector accounting standards requires management to make estimates and assumptions that affect the reported amounts of assets and liabilities and disclosure of contingent assets and liabilities at the date of the financial statements, and the reported amounts of revenue and expenses during the reporting period.

Accounts receivable are stated after estimates as to their collectibility and an appropriate allowance for doubtful accounts is provided where considered necessary. Inventory is stated after provisions are made for slow moving and obsolete inventory. Amortization is based on the estimated useful lives of tangible capital assets.

Asset retirement obligations are estimated based on the present value of the required cost at retirement of specific assets.

These estimates are reviewed periodically and, as adjustments become necessary, they are reported in the statement of operations in the period in which they become known.

## 3. CHANGE IN ACCOUNTING POLICY

*ASSET RETIREMENT OBLIGATIONS*

On April 1, 2022, the Cree Nation adopted the PSAS Section (PS 3280) "Asset Retirement Obligations". The new standard includes the requirement for the recognition, measurement, presentation, and disclosure of asset retirement obligations and is effective for years beginning on or after April 1, 2022. There was no significant impact on these consolidated financial statements as a result of the adoption of this standard as no legal or constructive obligations were identified.

*FINANCIAL INSTRUMENTS*

On April 1, 2022 the Cree Nation adopted the PSAS Section (PS3450) "Financial Instruments". The new standard establishes standards for recognizing and measuring financial assets, financial liabilities and non-financial derivatives. There was no significant impact on these consolidated financial statements as a result of the adoption of these standards.

As part of the adoption of PSAS 3450, on April 1, 2022 the Cree Nation was also required to adopt PSAS Section (PS3041) "Portfolio Investments" which has removed the distinction between temporary and portfolio investments, PSAS Section (PS 2601) "Foreign Currency Translation" which requires unrealized gains and losses to be presented on the statement of re-measurement gains and losses and PSAS Section (PS1201) "Financial Statement Presentation" which required a new statement of re-measurement gains and losses separate from the statement of operations. The adoption of these standards/amendments had no significant impact on the Cree Nation's consolidated financial statements and there are no remeasurement gains and losses, so no statement has been presented.

## NOTES TO CONSOLIDATED FINANCIAL STATEMENTS

MARCH 31, 2024

## 4. RESTRICTED CASH

	2024	2023
Secured Revenues Trust Account - FNFA	\$ 870,400	\$ 840,714
School Project	24	324
Ottawa Trust	29,558	13,103
Funded reserves	<u>171,226</u>	<u>149,666</u>
	<u>\$ 1,071,208</u>	<u>\$ 1,003,807</u>

## 5. ACCOUNTS RECEIVABLE

	2024	2023
Indigenous Services Canada	\$ 434,259	\$ 285,240
Canada Mortgage and Housing Corporation	32,240	15,158
The Saskatchewan Indian training Assessment Group (SITAG)		25,525
Treaty Six Education Council Inc.		16,380
Trade receivables (other)	<u>38,267</u>	<u>8,474</u>
	<u>\$ 504,766</u>	<u>\$ 350,777</u>

## 6. INVESTMENTS

	2024	2023
Red Pheasant Cree Nation Developments GP Corporation	\$ 1,350,670	\$ 920,427
Red Pheasant Centex Operation GP Corp.	642,605	442,275
BATC Investments Ltd.	13,335	13,335
Miskisiw Oilfield Services Ltd.	<u>100</u>	<u>100</u>
	<u>\$ 2,006,710</u>	<u>\$ 1,376,137</u>

## 7. ACCOUNTS PAYABLE AND ACCRUED LIABILITIES

	2024	2023
Trade payables and accrued liabilities	\$ 6,582,855	\$ 1,475,823
Indigenous Services Canada	75,855	81,740
Payroll liabilities	<u>109,460</u>	<u>57,868</u>
	<u>\$ 6,768,170</u>	<u>\$ 1,615,431</u>

## NOTES TO CONSOLIDATED FINANCIAL STATEMENTS

MARCH 31, 2024

## 8. DEFERRED REVENUE

	2024	2023
Indigenous Services Canada		
Instructional Services	\$ 818,699	\$ 715,974
Operation and Maintenance	157,015	
Student Support	150,582	101,692
Post Secondary	350,028	477,630
Major Capital Design Construction	8,926	9,039
Child Nutrition	63,492	28,665
Cultural	23,712	28,330
School Second Level Services	238,165	175,475
Before and After School Program	71,737	10,660
Adult Basic Eductaion	<u>18,387</u>	
	<u>\$ 1,900,743</u>	<u>\$ 1,547,465</u>

## 9. ACCUMULATED SURPLUS

	2024	2023
Unrestricted	\$13,463,507	\$ 6,076,419
Restricted- Ottawa Trust	<u>29,555</u>	<u>13,100</u>
	<u>\$13,493,062</u>	<u>\$ 6,089,519</u>

## UNRESTRICTED

	2024	2023
Opening balance	\$ 6,076,419	\$ 5,870,122
Annual surplus (deficit)	<u>7,387,088</u>	<u>206,297</u>
	<u>\$13,463,507</u>	<u>\$ 6,076,419</u>

## RESTRICTED - OTTAWA TRUST

	2024	2023
Opening balance	\$ 13,100	\$ 130,435
Income - net of disbursements	<u>16,455</u>	<u>( 117,335)</u>
	<u>\$ 29,555</u>	<u>\$ 13,100</u>



## NOTES TO CONSOLIDATED FINANCIAL STATEMENTS

MARCH 31, 2024

## 10. LONG TERM DEBT

	2024	2023
Royal Bank - repayable in quarterly interest installments at prime (7.20%) plus 0.75%. Secured by the AM Trust Europe insurance policy. Repayable in full by the earliest of receipt of funds pursuant to claim settlement or 60 months.	\$ 1,823,125	\$ 1,405,542
Royal Bank - repaid during the year.		3,359,458
Royal Bank - repaid during the year.		600,000
First Nation Finance Authority - demand loan repayable in monthly installments of \$34,529 including interest at 2.72% compounded monthly. Secured by First Nations Trust revenue and fuel and tobacco tax rebates.	7,340,192	7,548,000
First Nation Finance Authority - demand loan repayable in monthly installments of \$25,766 including interest at 1.90% compounded monthly. Secured by First Nations Trust revenue and fuel and tobacco tax rebates.	6,855,843	7,033,766
CMHC - repayable in monthly installments of \$6,646. Interest at 3.75% compounded monthly. Secured by a loan guarantee from Indigenous Services Canada.	541,198	599,570
CMHC - repayable in monthly installments of \$4,638. Interest at 0.98% compounded monthly. Secured by a loan guarantee from Indigenous Services Canada.	584,380	634,044
CMHC - repayable in monthly installments of \$2,795. Interest at 0.71% compounded monthly. Secured by a loan guarantee from Indigenous Services Canada.	375,408	406,159
CMHC - repayable in monthly installments of \$4,281. Interest at 4.02% compounded monthly. Secured by a loan guarantee from Indigenous Services Canada.	579,326	
CMHC - repayable in monthly installments of \$1,246. Interest at 3.52% compounded monthly. Secured by a loan guarantee from Indigenous Services Canada.	208,615	
Ford Credit - vehicle loan, repayable in monthly installments of 1,198 including interest at 1.99% per annum.	8,306	22,363
Ford Credit - repaid during the year.		10,584
Ford Credit - repaid during the year.		83,987

## NOTES TO CONSOLIDATED FINANCIAL STATEMENTS

MARCH 31, 2024

10. LONG TERM DEBT *(continued)*

Ford Credit - water truck loan, repayable in biweekly installments of 1,045 including interest at 5.87% per annum.

<u>67,058</u>	<u>89,603</u>
<u>\$ 18,383,451</u>	<u>\$ 21,793,076</u>

The estimated annual principal payments required in each of the next five years to meet retirement provisions is estimated to be as follows:

March 31, 2025	\$ 721,895
2026	731,735
2027	742,044
2028	554,248
2029	559,196
Thereafter	<u>15,074,333</u>
	<u>\$18,383,451</u>

## 11. CONTINGENT LIABILITIES

The Cree Nation is subject to funding recoveries according to their agreements with federal government agencies. At year-end, it was not yet determined to what extent any funding amounts related to the year ending March 31, 2024 might be recovered by these agencies.

## NOTES TO CONSOLIDATED FINANCIAL STATEMENTS

MARCH 31, 2024

## 12. ECONOMIC DEPENDENCE

The Nation receives a majority of its revenue from Indigenous Services Canada as a result of treaties entered into with the Government of Canada. These treaties are administered by ISC under the terms and conditions of the Indian Act. The ability of the Nation to continue operations is dependent upon the Government of Canada's continued financial commitments as guaranteed by these treaties.

## 13. SEGMENTS

The Nation has ten reportable segments. These segments are differentiated by the major activities or services they provide. The Cree Nation's segments are as follows:

**Administration** - includes administration and governance activities.

**Social Services** - include activities related to the delivery of social programs

**Education** - includes the operations of the education programs

**Infrastructure** - includes improving and maintenance of the Community and its infrastructure.

**Capital Projects** - includes activities related to major improvements and renovations in the Community.

**Community Wellness** - reports on the Cree Nation's funding related to health and welfare.

**Community and Economic Development** - includes activities related to the economic development of the community, including its commercial operations.

**Housing** - includes activities related to the development and sustainment of on-reserve housing.

**First Nation Programs** - activities include delivering recreational activities.

**Reserves** - includes resources that are to be used in the case of emergency.

## 14. BUDGET INFORMATION

The disclosed budget information has been approved by the Chief and Council of Red Pheasant Cree Nation. The budget figures have not been audited, reviewed or otherwise verified and consequently we do not express an opinion on them.

## 15. RECONCILIATION OF ISC FUNDING

	2024	2023
ISC funding per financial statements	\$ 23,231,175	\$ 19,454,834
Less: prior year deferred revenue	( 1,547,465)	( 1,359,407)
Add: current year deferred revenue	<u>1,900,743</u>	<u>1,547,465</u>
ISC funding per funding confirmation	<u>\$ 23,584,453</u>	<u>\$ 19,642,892</u>

## NOTES TO CONSOLIDATED FINANCIAL STATEMENTS

MARCH 31, 2024

## 16. CONSOLIDATED EXPENDITURES BY OBJECT

	2024	2023
Amortization	\$ 1,841,899	\$ 1,605,808
Bank charge and interest	407,623	356,885
Community support	6,683,382	5,542,405
Compensation	5,066,760	4,604,541
Contracts	1,940,185	1,527,890
Office and administration	885,972	532,836
Professional fees	734,279	1,090,313
Goods and services acquired for the Community	4,012,269	2,678,886
Repair and maintenance	1,800,052	1,009,325
Student support	1,992,433	1,846,997
Training	277,106	103,375
Travel and accommodations	<u>1,229,535</u>	<u>615,415</u>
	<u>\$ 26,871,495</u>	<u>\$ 21,514,676</u>

## 17. COMPARATIVE FIGURES

Certain prior year's comparative amounts have been reclassified where necessary to conform to the presentation adopted for the current year.

# RED PHEASANT CREE NATION

PAGE 12

## NOTES TO CONSOLIDATED FINANCIAL STATEMENTS

MARCH 31, 2024

### 18. TANGIBLE CAPITAL ASSETS

	Cost			Accumulated Amortization			Net Book Value	
	Opening Balance	Additions	Closing Balance	Opening Balance	Amortization	Closing Balance	Total 2024	Total 2023
Buildings	\$ 11,495,098	\$ 4,691,011	\$ 16,186,109	\$ 2,940,259	\$ 350,573	\$ 3,290,832	\$ 12,895,277	\$ 8,554,839
CMHC Housing	3,023,470	781,756	3,805,226	925,626	143,594	1,069,220	2,736,006	2,097,844
Infrastructure	10,756,096	3,619,902	14,375,998	3,818,563	314,151	4,132,714	10,243,284	6,937,533
Equipment	3,749,822	41,349	3,791,171	2,643,332	257,942	2,901,274	889,897	1,106,490
Farm Equipment	675,682		675,682	165,182	102,101	267,283	408,399	510,500
Band Hall	1,373,405		1,373,405	513,310	34,335	547,645	825,760	860,095
Arena	2,221,683		2,221,683	1,654,164	55,542	1,709,706	511,977	567,519
Social Housing	6,405,128		6,405,128	5,139,583	160,128	5,299,711	1,105,417	1,265,545
Mobile Homes	2,708,342	393,500	3,101,842	361,141	116,204	477,345	2,624,497	2,347,201
Vehicles	1,340,191	981,778	2,321,969	806,652	307,329	1,113,981	1,207,988	533,539
Land	1,000	-	1,000	-	-	-	1,000	1,000
	<u>\$ 43,749,917</u>	<u>\$ 10,509,296</u>	<u>\$ 54,259,213</u>	<u>\$ 18,967,812</u>	<u>\$ 1,841,899</u>	<u>\$ 20,809,711</u>	<u>\$ 33,449,502</u>	<u>\$ 24,782,105</u>

# RED PHEASANT CREE NATION

PAGE 13

## NOTES TO CONSOLIDATED FINANCIAL STATEMENTS

MARCH 31, 2024

19. SEGMENTED DISCLOSURE	Administration		Reserves		Community Wellness		Social Services	
	<u>2024</u>	<u>2023</u>	<u>2024</u>	<u>2023</u>	<u>2024</u>	<u>2023</u>	<u>2024</u>	<u>2023</u>
Revenues								
Federal Government								
ISC	\$ 506,752	\$ 505,825	\$ 103,346	\$ 80,269	\$ 3,217,282	\$ 2,795,764	\$ 3,439,309	\$ 3,316,815
CMHC								
Deferred from previous year								
ISC recovery	( 59,456)	-	-	-	(16,396)	-	-	-
Subtotal	447,296	505,825	103,346	80,269	3,200,886	2,795,764	3,439,309	3,316,815
Other revenue	212,037	-	-	-	180,780	-	-	-
Total revenue	659,333	505,825	103,346	80,269	3,381,666	2,795,764	3,439,309	3,316,815
Expenditures								
Amortization								
Debt servicing	29	29			72	850		
Other	334,189	443,626	49,626	5,413	1,136,289	1,402,568	3,439,309	3,316,815
Salaries and benefits	437,775	239,698	80,857	42,925	1,038,225	1,174,611	-	-
Total expenditures	771,993	683,353	130,483	48,338	2,174,586	2,578,029	3,439,309	3,316,815
Surplus (Deficit)	\$ ( 112,660)	\$ ( 177,528)	\$ ( 27,137)	\$ 31,931	\$ 1,207,080	\$ 217,735	\$ -	\$ -

# RED PHEASANT CREE NATION

PAGE 14

## NOTES TO CONSOLIDATED FINANCIAL STATEMENTS

MARCH 31, 2024

	Infrastructure		First Nation Programs		Capital Projects	
	<u>2024</u>	<u>2023</u>	<u>2024</u>	<u>2023</u>	<u>2024</u>	<u>2023</u>
Revenues						
Federal Government						
ISC	\$ 2,356,474	\$ 1,451,287	\$ 3,863,218		\$ 1,588,119	\$ 3,586,386
CMHC						
Deferred from previous year						
ISC recovery	<u>-</u>	<u>-</u>	<u>-</u>	<u>-</u>	<u>-</u>	<u>-</u>
Subtotal	<u>2,356,474</u>	<u>1,451,287</u>	<u>3,863,218</u>		<u>1,588,119</u>	<u>3,586,386</u>
Other revenue	<u>-</u>	<u>-</u>	<u>9,648,150</u>	<u>1,705,693</u>	<u>583,194</u>	<u>-</u>
Total revenue	<u>2,356,474</u>	<u>1,451,287</u>	<u>13,511,368</u>	<u>1,705,693</u>	<u>2,171,313</u>	<u>3,586,386</u>
Expenditures						
Amortization	161,323	136,375	1,451,902	1,227,376		
Debt servicing			362,511	316,211		
Other	1,262,555	467,549	6,721,830	3,899,116	1,407,475	1,525,981
Salaries and benefits	<u>190,740</u>	<u>94,199</u>	<u>403,569</u>	<u>310,702</u>	<u>-</u>	<u>-</u>
Total expenditures	<u>1,614,618</u>	<u>698,123</u>	<u>8,939,812</u>	<u>5,753,405</u>	<u>1,407,475</u>	<u>1,525,981</u>
Surplus (Deficit)	\$ <u>741,856</u>	\$ <u>753,164</u>	\$ <u>4,571,556</u>	\$ <u>(4,047,712)</u>	\$ <u>763,838</u>	\$ <u>2,060,405</u>

# RED PHEASANT CREE NATION

PAGE 15

## NOTES TO CONSOLIDATED FINANCIAL STATEMENTS

MARCH 31, 2024

	Education		Community and Economic Development		Housing		TOTAL	
	<u>2024</u>	<u>2023</u>	<u>2024</u>	<u>2023</u>	<u>2024</u>	<u>2023</u>	<u>2024</u>	<u>2023</u>
Revenues								
Federal Government								
ISC	\$ 5,726,626	\$ 5,122,526	\$ 2,783,327	\$ 2,784,020	\$	\$	\$ 23,584,453	\$ 19,642,892
CMHC					202,904	179,997	202,904	179,997
Deferred from previous year	1,547,465	1,359,407					1,547,465	1,359,407
Deferred to next year	(1,900,743)	( 1,547,465)					( 1,900,743)	( 1,547,465)
ISC recovery	-	-	-	-	-	-	( 75,852)	-
Subtotal	5,373,348	4,934,468	2,783,327	2,784,020	202,904	179,997	23,358,227	19,634,831
Other revenue	36,225	71,011	171,445	245,898	68,525	63,540	10,900,356	2,086,142
Total revenue	<u>5,409,573</u>	<u>5,005,479</u>	<u>2,954,772</u>	<u>3,029,918</u>	<u>271,429</u>	<u>243,537</u>	<u>34,258,583</u>	<u>21,720,973</u>
Expenditures								
Amortization	85,080	102,621			143,594	139,436	1,841,899	1,605,808
Debt servicing	7,202	14,077			37,809	25,718	407,623	356,885
Other	3,019,737	3,057,564	2,115,100	769,685	69,103	59,125	19,555,213	14,947,442
Salaries and benefits	2,175,832	1,995,200	739,762	747,206	-	-	5,066,760	4,604,541
Total expenditures	<u>5,287,851</u>	<u>5,169,462</u>	<u>2,854,862</u>	<u>1,516,891</u>	<u>250,506</u>	<u>224,279</u>	<u>26,871,495</u>	<u>21,514,676</u>
Surplus (Deficit)	\$ <u>121,722</u>	\$ ( 163,983)	\$ <u>99,910</u>	\$ <u>1,513,027</u>	\$ <u>20,923</u>	\$ <u>19,258</u>	\$ <u>7,387,088</u>	\$ <u>206,297</u>