

**Wagmatcook First Nation
Consolidated Financial Statements**

March 31, 2024

Wagmatcook First Nation
Consolidated Financial Statements
For the year ended March 31, 2024

	Page
Management's Report.....	1
Consolidated Statement of Financial Position.....	2
Consolidated Statement of Operations	3
Consolidated Statement of Change in Fund Balances.....	4
Consolidated Statement of Change in Net Debt	5
Consolidated Statement of Cash Flows	6
Notes to Consolidated Financial Statements	7
 Schedules	
A Schedule of Operating Fund.....	32
B Schedule of Education.....	33
C Schedule of Health Program.....	34
D Schedule of Nova Scotia Gaming Agreement	35

To the Members of Wagmatcook First Nation:

Opinion

We have audited the consolidated financial statements of Wagmatcook First Nation (the "First Nation") on pages 2-31, which comprise the consolidated statement of financial position as at March 31, 2024, and the consolidated statements of operations, change in fund balances, change in net debt and cash flows for the year then ended, and notes to the financial statements, including a summary of significant accounting policies.

In our opinion, the accompanying consolidated financial statements present fairly, in all material respects, the consolidated financial position of the First Nation as at March 31, 2024, and the results of its consolidated operations, change in its consolidated net debt and its consolidated cash flows for the year then ended in accordance with Canadian public sector accounting standards.

Basis for Opinion

We conducted our audit in accordance with Canadian generally accepted auditing standards. Our responsibilities under those standards are further described in the Auditor's Responsibilities for the Audit of the Consolidated Financial Statements section of our report. We are independent of the First Nation in accordance with the ethical requirements that are relevant to our audit of the consolidated financial statements in Canada, and we have fulfilled our other ethical responsibilities in accordance with these requirements. We believe that the audit evidence we have obtained is sufficient and appropriate to provide a basis for our opinion.

Supplementary Information

Our audit was conducted for the purpose of forming an opinion on the consolidated financial statements taken as a whole. The supplementary information included on pages 32 - 35 is presented for purposes of additional information and is not a required part of the consolidated financial statements. Such supplementary information has been subjected to the auditing procedures applied, only to the extent necessary to express an opinion on the audit of the consolidated financial statements as a whole.

Responsibilities of Management and Those Charged with Governance for the Consolidated Financial Statements

Management is responsible for the preparation and fair presentation of the consolidated financial statements in accordance with Canadian public sector accounting standards, and for such internal control as management determines is necessary to enable the preparation of consolidated financial statements that are free from material misstatement, whether due to fraud or error.

In preparing the consolidated financial statements, management is responsible for assessing the First Nation's ability to continue as a going concern, disclosing, as applicable, matters related to going concern and using the going concern basis of accounting unless management either intends to liquidate the First Nation or to cease operations, or has no realistic alternative but to do so.

Those charged with governance are responsible for overseeing the First Nation's financial reporting process.

Auditor's Responsibilities for the Audit of the Consolidated Financial Statements

Our objectives are to obtain reasonable assurance about whether the consolidated financial statements as a whole are free from material misstatement, whether due to fraud or error, and to issue an auditor's report that includes our opinion. Reasonable assurance is a high level of assurance, but is not a guarantee that an audit conducted in accordance with Canadian generally accepted auditing standards will always detect a material misstatement when it exists. Misstatements can arise from fraud or error and are considered material if, individually or in the aggregate, they could reasonably be expected to influence the economic decisions of users taken on the basis of these consolidated financial statements.

As part of an audit in accordance with Canadian generally accepted auditing standards, we exercise professional judgment and maintain professional skepticism throughout the audit. We also:

- Identify and assess the risks of material misstatement of the consolidated financial statements, whether due to fraud or error, design and perform audit procedures responsive to those risks, and obtain audit evidence that is sufficient and appropriate to provide a basis for our opinion. The risk of not detecting a material misstatement resulting from fraud is higher than for one resulting from error, as fraud may involve collusion, forgery, intentional omissions, misrepresentations, or the override of internal control.
- Obtain an understanding of internal control relevant to the audit in order to design audit procedures that are appropriate in the circumstances, but not for the purpose of expressing an opinion on the effectiveness of the First Nation's internal control.
- Evaluate the appropriateness of accounting policies used and the reasonableness of accounting estimates and related disclosures made by management.
- Conclude on the appropriateness of management's use of the going concern basis of accounting and, based on the audit evidence obtained, whether a material uncertainty exists related to events or conditions that may cast significant doubt on the First Nation's ability to continue as a going concern. If we conclude that a material uncertainty exists, we are required to draw attention in our auditor's report to the related disclosures in the financial statements or, if such disclosures are inadequate, to modify our opinion. Our conclusions are based on the audit evidence obtained up to the date of our auditor's report. However, future events or conditions may cause the First Nation to cease to continue as a going concern.
- Evaluate the overall presentation, structure and content of the consolidated financial statements, including the disclosures, and whether the consolidated financial statements represent the underlying transactions and events in a manner that achieves fair presentation.
- Obtain sufficient appropriate audit evidence regarding the financial information of the entities or business activities within the First Nation to express an opinion on the consolidated financial statements. We are responsible for the direction, supervision and performance of the group audit. We remain solely responsible for our audit opinion.

We communicate with those charged with governance regarding, among other matters, the planned scope and timing of the audit and significant audit findings, including any significant deficiencies in internal control that we identify during our audit.

Sydney, Nova Scotia
July 26, 2024

MNP LLP

Chartered Professional Accountants



WAGMATCOOK FIRST NATION

P.O. BOX 30001
WAGMATCOOK
NOVA SCOTIA
B0E 3N0

TEL: (902) 295-2598
TEL: (902) 295-3222
TEL: (902) 295-3332
FAX: (902) 295-3398

MANAGEMENT'S REPORT

Management's Responsibility for the Financial Statements

The accompanying consolidated financial statements of Wagmatcook First Nation are the responsibility of management and have been approved by the Council.

The consolidated financial statements have been prepared by management in accordance with Canadian public sector accounting standards and as such include amounts that are the best estimates and judgments of management.

Management is responsible for the integrity and objectivity of these statements and for implementing and maintaining a system of internal controls to provide reasonable assurance that reliable financial information is produced.

The Council is responsible for ensuring that management fulfills its responsibilities for financial reporting and internal control and is ultimately responsible for reviewing and approving the consolidated financial statements.

The Council meets periodically with management, as well as the external auditors, to discuss internal controls over the financial reporting process, auditing matters and financial reporting issues, to satisfy themselves that each party is properly discharging their responsibilities, and to review the consolidated financial statements and the external auditor's report.

The external auditors, MNP LLP, conduct an independent examination, in accordance with Canadian auditing standards, and express their opinion on the consolidated financial statements. The external auditors have full and free access to financial management of Wagmatcook First Nation and meet when required.

On behalf of Wagmatcook First Nation:

A handwritten signature in blue ink, appearing to read "Allan MacNeil", is written over a light blue circular stamp.

Allan MacNeil, CFO



Wagmatcook First Nation
Consolidated Statement of Financial Position
As at March 31, 2024


	2024	2023
FINANCIAL ASSETS		
Cash (Note 3)	\$ 5,307,262	\$ 8,655,068
Term deposits (Note 4)	7,399,530	5,976,087
Accounts receivable (Note 5)	1,115,561	811,519
Inventories for resale (Note 6)	250,173	207,811
Due from federal government (Note 7)	4,703,058	2,856,783
Due from provincial government (Note 8)	121,469	73,357
Investment in business enterprises (Note 9)	784,243	75,000
Trust funds – Indigenous Services Canada (Note 3)	182,227	156,409
	19,863,523	18,812,034
FINANCIAL LIABILITIES		
Operating loan (Note 11)	20,702	68,520
Accounts payable and accrued liabilities (Note 12)	3,178,092	2,789,476
Deferred revenue (Note 13)	8,100,735	7,657,383
Long-term debt (Note 14)	14,291,052	13,251,354
	25,590,581	23,766,733
NET DEBT	(5,727,058)	(4,954,699)
NON-FINANCIAL ASSETS		
Tangible capital assets (Note 15)	46,768,459	42,819,944
Intangible assets	14,395,680	14,395,680
Inventories held for use and prepaid expenses	297,034	297,506
	61,461,173	57,513,130
ACCUMULATED SURPLUS	\$ 55,734,115	\$ 52,558,431

Contingencies (Note 21)

See accompanying notes to consolidated financial statements.

On behalf of Wagmatcook Band Council:


Travis Tesodoro
Thomas Reel



Evan Sego
Appela Pierre
Kim Henry

Wagmatcook First Nation
Consolidated Statement of Operations
For the year ended March 31, 2024

	2024		2023
	Budget (unaudited)	Actual	Actual
REVENUES			
Federal Government			
Indigenous Services Canada	\$ 8,672,605	\$ 9,769,101	\$ 6,052,386
Mi'kmaw Kina'matnewey	4,358,059	4,559,590	4,152,875
Indigenous Services Canada - Health	2,226,072	2,873,275	1,872,491
Fisheries and Oceans Canada	240,983	217,540	240,983
Employment and Social Development Canada	282,013	415,595	339,554
Canada Mortgage and Housing Corporation	4,082,804	658,999	2,267,502
Province of Nova Scotia	72,000	363,890	194,477
Economic activities	14,222,378	12,707,004	16,621,387
Interest, rent and other	1,280,040	1,891,332	1,257,387
	35,436,954	33,456,326	32,999,361
EXPENSES			
Governance	2,599,529	3,091,531	2,890,077
Economic and employment development	851,478	784,128	636,625
Operations and maintenance	413,108	1,230,983	2,184,307
Community wellness	587,871	1,014,554	108,858
Social development	2,521,288	4,079,718	2,951,019
Education	4,150,932	3,999,298	4,413,209
Capital	5,868,283	5,199	45,111
Housing	2,218,204	1,243,881	1,041,491
Health program	3,079,850	2,204,753	1,879,031
Fisheries – treaty	246,374	214,816	268,203
Fisheries – commercial	2,504,976	4,061,265	4,366,998
Wagmatcook Gas Bar	5,265,277	4,554,363	5,009,522
Gaming	654,730	645,358	668,216
Enterprise, Heritage and Community Complex	1,370,455	1,767,688	1,554,651
Tobacco	2,380,217	1,408,925	1,766,776
	34,712,572	30,306,460	29,784,094
ANNUAL SURPLUS	\$ 724,382	\$ 3,149,866	\$ 3,215,267

See accompanying notes to consolidated financial statements.

Wagmatcook First Nation
Consolidated Statement of Change in Fund Balances
For the year ended March 31, 2024

	2024					2023				
	Operating	Capital	Trust	Housing Replacement	Equipment Replacement	Sewer Equity	Community Building Fund	Capital Education Reserve	Total	Total
BALANCE, BEGINNING OF YEAR	\$ 8,653,477	\$ 40,952,182	\$ 156,409	\$ 557,903	\$ 825,000	\$ 338,460	\$ 75,000	\$ 1,000,000	\$ 52,558,431	\$ 49,320,808
Annual surplus	1,804,846	1,345,020	—	—	—	—	—	—	3,149,866	3,215,267
Internal transfers	(2,146,149)	1,949,290	—	39,250	9,568	—	—	148,041	—	—
	(341,303)	3,294,310	—	39,250	9,568	—	—	148,041	3,149,866	3,215,267
External contribution	—	—	25,818	—	—	—	—	—	25,818	22,356
Matured housing units	6,347	—	—	(6,347)	—	—	—	—	—	—
Interest earned	(30,114)	—	—	30,114	—	—	—	—	—	—
BALANCE, END OF YEAR	\$ 8,288,407	\$ 44,246,492	\$ 182,227	\$ 620,920	\$ 834,568	\$ 338,460	\$ 75,000	\$ 1,148,041	\$ 55,734,115	\$ 52,558,431

Wagmatcook First Nation
Consolidated Statement of Change in Net Debt
For the year ended March 31, 2024

	2024	2023
ANNUAL SURPLUS	\$ 3,149,866	\$ 3,215,267
Tangible capital assets		
Net acquisition of tangible capital assets	(5,564,074)	(3,409,509)
Amortization of tangible capital assets	1,615,559	1,541,765
	(3,948,515)	(1,867,744)
Other non-financial assets		
Increase (decrease) in inventories held for use and prepaid expenses	472	(132,967)
Other		
External contributions to restricted funds	25,818	22,356
CHANGE IN NET DEBT	(772,359)	1,236,912
NET DEBT, BEGINNING OF YEAR	(4,954,699)	(6,191,611)
NET DEBT, END OF YEAR	\$ (5,727,058)	\$ (4,954,699)

See accompanying notes to consolidated financial statements.

Wagmatcook First Nation
Consolidated Statement of Cash Flows
For the year ended March 31, 2024

	2024	2023
Cash provided by (used in)		
OPERATING ACTIVITIES		
Annual surplus	\$ 3,149,866	\$ 3,215,267
Items not involving cash		
Amortization of tangible capital assets	1,615,559	1,541,765
	4,765,425	4,757,032
Change in non-cash items		
Accounts receivable	(304,042)	177,894
Inventories for resale	(42,362)	4,390
Due from federal government	(1,846,275)	(965,328)
Due from provincial government	(48,112)	(24,345)
Inventories held for use and prepaid expenses	472	(132,967)
Accounts payable and accrued liabilities	388,616	(92,741)
Deferred revenue	443,352	1,826,761
	(1,408,351)	793,664
FINANCING ACTIVITIES		
Principal payments on operating loans	(47,818)	(142,358)
Issuance of long-term debt	2,200,000	1,091,467
Principal payments on long-term debt	(1,160,302)	(1,111,388)
	991,880	(162,279)
INVESTING ACTIVITIES		
Additions to tangible capital assets	(5,564,074)	(3,409,509)
Increase in term deposits	(1,423,443)	(1,583,278)
Investment in incorporated business enterprises	(709,243)	–
External contributions	25,818	22,356
	(7,670,942)	(4,970,431)
INCREASE (DECREASE) IN CASH AND CASH EQUIVALENTS	(3,321,988)	417,986
CASH AND CASH EQUIVALENTS, BEGINNING OF YEAR	8,811,477	8,393,491
CASH AND CASH EQUIVALENTS, END OF YEAR	\$ 5,489,489	\$ 8,811,477
Cash and cash equivalents are comprised of the following		
Cash	\$ 5,307,262	\$ 8,655,068
Trust funds – Indigenous Services Canada	182,227	156,409
	\$ 5,489,489	\$ 8,811,477

See accompanying notes to consolidated financial statements.

Wagmatcook First Nation

Notes to Consolidated Financial Statements

For the year ended March 31, 2024

NATURE OF OPERATIONS

Wagmatcook First Nation Council is comprised of a Chief and seven councilors under the Indian Act of Canada. The Council is accountable to the local Mi'kmaq community members for the delivery of programs and services, management of all financial resources and planning to support future community-based self-government.

1. CHANGE IN ACCOUNTING POLICIES

(a) Revenue

Effective April 1, 2023, the First Nation adopted the Public Sector Accounting Board's (PSAB) new standard for the recognition, measurement and disclosure of revenue under *PS 3400 Revenue*. The new standard establishes when to recognize and how to measure revenue, and provides the related financial statement presentation and disclosure requirements. Pursuant to these recommendations, the change was applied prospectively, and prior periods have not been restated.

There was no material impact on the financial statements from the prospective application of the new accounting recommendations.

2. SIGNIFICANT ACCOUNTING POLICIES

(a) Basis of presentation

These consolidated financial statements have been prepared in accordance with Canadian public sector accounting standards.

(b) Reporting entity

The Wagmatcook First Nation reporting entity includes Wagmatcook First Nation government and all related entities which are accountable to the First Nation.

(c) Principles of consolidation

These consolidated financial statements consolidate the assets, liabilities and results of operations for the following entities which use accounting principles which lend themselves to consolidation:

Wagmatcook First Nation Operating and Capital Funds
Wagmatcook First Nation Trust Funds
Wagmatcook Enterprise, Heritage and Community Complex
Wagmatcook Education Authority Limited

The Wagmatcook First Nation includes all organizations accountable to the Band Council for the administration of their financial affairs and that are owned or controlled by the Band Council. The interfund accounts and interfund transfers are eliminated in the consolidation.

(d) Fund accounting

The resources and operations of the First Nation are comprised of the operating and capital funds. Transfers between funds are recorded as adjustments to the appropriate fund balance. Supporting schedules to the consolidated financial statements are included to show the financial activities and change in the balance of each fund.

2. SIGNIFICANT ACCOUNTING POLICIES (CONTINUED)

(e) Asset classification

Assets are classified as either financial or non-financial. Financial assets are assets that could be used to discharge existing liabilities or finance future operations. Non-financial assets are acquired, constructed or developed assets that do not provide resources to discharge existing liabilities but are employed to deliver government services, may be consumed in normal operations and are not for resale. Non-financial assets include tangible capital assets, intangible assets, inventories held for use and prepaid expenses.

(f) Segments

The First Nation conducts its business through various reportable segments. These operating segments are established by senior management to facilitate the achievement of the First Nation's long-term objectives to aid in resource allocation decisions and to assess operational performance.

For each reported segment, revenue and expenses represent both amounts that are directly attributable to the segment and amounts that are allocated on a reasonable basis. Therefore, certain allocation methodologies are employed in the preparation of segmented financial information.

The accounting policies used in these segments are consistent with those followed in the preparation of the consolidated financial statements as disclosed in the significant accounting policies.

(g) Cash and cash equivalents

Cash and cash equivalents include cash on hand, balances with banks net of bank overdrafts and term deposits having a maturity of three months or less at acquisition which are held for the purpose of meeting short-term cash commitments.

(h) Inventories for resale

Inventory of goods available for resale, is recorded at the lower of cost and net realizable value. Cost is determined by the first in, first out method.

(i) Investments in limited partnerships

Investments in limited partnerships are recorded using the modified equity basis of accounting.

(j) Investments in incorporated business enterprises

Investments in incorporated business enterprises are recorded using the modified equity basis of accounting.

(l) Employee future benefits – service awards

Service awards are recognized as an expenditure and accrued in the year the award is earned.

Wagmatcook First Nation
Notes to Consolidated Financial Statements
For the year ended March 31, 2024

2. SIGNIFICANT ACCOUNTING POLICIES (CONTINUED)

(l) Tangible capital assets

Tangible capital assets acquired since 1987 are reported in the statement of financial position at cost net of accumulated amortization. All tangible capital assets acquired prior to 1987 have been written off. They are amortized on a straight-line basis over their estimated useful lives at the following rates:

Asset	Basis	Rate
Buildings	Straight-line	40 years
Equipment	Straight-line	5-10 years
Roads	Straight-line	50 years
Lagoons and water systems	Straight-line	40 years
Fishing vessels	Straight-line	15 years
Wharf	Straight-line	40 years

A full year's amortization is taken in the year of acquisition.

Tangible capital assets are written down when conditions indicate that they no longer contribute to Wagmatcook First Nation's ability to provide goods and services, or when the value of future economic benefits associated with the tangible capital assets are less than their net book value. The net write-downs are accounted for as expenses in the consolidated statement of operations.

Contributed capital assets are recorded into revenues at their fair value on the date of donation, except in circumstances where fair value cannot be reasonably determined, in which case they are recognized at nominal value. Transfers of capital assets from related parties are recorded at carrying value.

Certain assets which have historical or cultural value, including works of art, historical documents and historical and cultural artifacts, are not recognized as tangible capital assets. Assets under construction are not amortized until the asset is available to be put into service.

(m) Intangible assets

Intangible assets consist of purchased fishing licenses and are recorded at cost. They are not amortized as they have an indefinite life.

(n) Asset retirement obligation

An asset retirement obligation is recognized when, as at the financial reporting date, all of the following criteria are met:

- (a) There is a legal obligation to incur retirement costs in relation to a tangible capital asset;
- (b) The past transaction or event giving rise to the liability has occurred;
- (c) It is expected that future economic benefits will be given up; and
- (d) A reasonable estimate of the amount can be made.

Any liability is recognized as the estimated future costs of remediation.

Wagmatcook First Nation
Notes to Consolidated Financial Statements
For the year ended March 31, 2024

2. SIGNIFICANT ACCOUNTING POLICIES (CONTINUED)

(o) Revenue recognition

Revenues are recognized in the period in which the transactions or events occurred that gave rise to the revenues. All revenues are recorded on an accrual basis, except when the accruals cannot be determined with a reasonable degree of certainty or when their estimation is impracticable.

Government transfers are recognized as revenues when the transfer is authorized and any eligibility criteria are met, except to the extent that transfer stipulations give rise to an obligation that meets the definition of a liability. Transfers are recognized as deferred revenue when transfer stipulations give rise to liability. Transfer revenue is recognized in the statement of operations as the stipulation liabilities are settled.

Contributions from other sources are deferred when restrictions are placed on their use by the contributor and are recognized as revenue when used for the specific purpose.

Revenue related to fees or services received in advance of the fee being earned or the service is performed is deferred and recognized when the fee is earned, or service performed. Interest is recognized on the accrual basis as it is earned. All other revenue is recognized when a price is agreed and all significant contractual obligations have been satisfied and collectability is reasonably assured.

(p) Financial instruments

Measurement of financial instrument

The First Nation initially measures its financial assets and financial liabilities at fair value and subsequently measures its financial assets and financial liabilities as follows:

Financial instrument	Measurement basis
Cash and cash equivalents	Fair value
Term deposits	Amortized cost
Accounts receivables	Amortized cost
Accounts payable and accrued liabilities	Amortized cost
Operating loan	Amortized cost
Long-term debt	Amortized cost

Transaction costs related to financial assets are expensed as incurred.

Impairment

Financial assets measured at cost or amortized cost are tested for impairment when there are indicators of impairment. The amount of the write-down is recognized in income. A previously recognized impairment loss may be reversed to the extent of the improvement, directly or by adjusting the allowance account, provided it is not greater than the amount that would have been reported at the date of the reversal had the impairment not been recognized previously. The amount of the reversal is recognized in income.

Unless otherwise noted, it is management's opinion that the First Nation is not exposed to significant interest or credit risks arising from its financial instruments.

Wagmatcook First Nation
Notes to Consolidated Financial Statements
For the year ended March 31, 2024

2. SIGNIFICANT ACCOUNTING POLICIES (CONTINUED)

(q) Measurement uncertainty

The preparation of financial statements in conformity with Canadian generally accepted accounting principles requires management to make estimates and assumptions that affect the reported amounts of assets and liabilities and disclosure of contingent assets and liabilities at the date of the financial statements, and the reported amounts of revenues and expenses during the reporting period.

Items requiring the use of significant estimates include the valuation of receivables, tangible capital assets, intangible assets and asset retirement obligations. Due to the inherent uncertainty in making estimates, actual results could differ from those estimates.

By their nature, these judgments are subject to measurement uncertainty, and the effect on the financial statements of changes in such estimates and assumptions in future years could be material. These estimates and assumptions are reviewed periodically and, as adjustments become necessary, they are reported in excess of revenues over expenses in the years in which they become known.

3. CASH AND CASH EQUIVALENTS

	2024	2023
Cash	\$ 5,307,262	\$ 8,655,068
Trust funds – Indigenous Services Canada (note 10)	\$ 182,227	\$ 156,409

4. Term Deposits

Term deposits consist of investments held at BMO with interest rates ranging from 4.45% to 5.65% (2023 – 3.25% to 4.75%) maturing April, 2024 to July, 2025.

Wagmatcook First Nation
Notes to Consolidated Financial Statements
For the year ended March 31, 2024

5. ACCOUNTS RECEIVABLE

	2024	2023
General	\$ 380,997	\$ 304,492
Accrued interest	219,802	154,191
Employees	193,219	186,827
Fish settlements	184,695	121,664
Harmonized Sales Tax rebate receivable	110,317	63,603
Ultramar fuel rebate and credit	68,256	54,896
Due from Kitpu Aviation Inc.	58,275	—
	1,215,561	885,673
Allowance for doubtful accounts	(100,000)	(74,154)
	\$ 1,115,561	\$ 811,519

6. INVENTORIES FOR RESALE

	2024	2023
Gas bar	\$ 116,731	\$ 111,120
Enterprise Centre	47,961	53,677
Tobacco shop	85,481	43,014
	\$ 250,173	\$ 207,811

7. DUE FROM FEDERAL GOVERNMENT

	2024	2023
Indigenous Services Canada	\$ 4,162,774	\$ 2,186,624
Employment and Social Development Canada	31,363	122,291
Fisheries and Oceans Canada	145,028	168,469
Canada Mortgage and Housing Corporation	234,960	191,152
Mi'kmaw Kina'matnewey	18,616	124,644
Other	110,317	63,603
	\$ 4,703,058	\$ 2,856,783

8. DUE FROM PROVINCIAL GOVERNMENT

	2024	2023
Nova Scotia Gaming Commission	\$ 120,000	\$ 72,000
Other	1,469	1,357
	\$ 121,469	\$ 73,357

Wagmatcook First Nation
Notes to Consolidated Financial Statements
For the year ended March 31, 2024

9. INVESTMENT IN BUSINESS ENTERPRISES

	2024				
	Investment cost, beginning of year	Share of earnings	Distributions	Additional investment	Investment cost, end of year
Breton Air Inc. – 37.5%	–	–	–	304,522	304,522
Kitpu Aviation Inc. – 50%	–	–	–	354,521	354,521
E'sukutimkewey Limited Partnership – 5.4%	75,000	126,864	(76,864)	–	125,000
WFN Kitpu Aviation Inc – 100%	–	–	–	100	100
WFN Kitpu Aviation Limited Partnership – 99.99%	–	–	–	100	100
	\$ 75,000	\$ 126,864	\$ (76,864)	\$ 659,243	\$ 784,243

	2023				
	Investment cost beginning of year	Share of earnings	Dividends	Additional investment	Investment cost, end of year
E'sukutimkewey Limited Partnership – 5.4%	–	75,000	–	–	75,000
	\$ –	\$ 75,000	\$ –	\$ –	\$ 75,000

Mi'kmaq Resource Development Partnership ("MRDP")

MRDP holds investments in two Wind LP's, Beaubassin Mi'kmaq Wind LP and Whynott's Mi'kmaq Wind LOP, of which the First Nation holds an investment of 5.4%. As at March 31, 2024, the financial statements of MRDP have not been audited and the First Nation's portion of the capital account was \$35,768 (2023 - \$35,768).

10. TRUST FUNDS HELD BY FEDERAL GOVERNMENT

Trust fund accounts arise from moneys derived from capital or revenue sources as outlined in Section 62 of the Indian Act. These funds are held in trust in the Consolidated Revenue Fund of the Government of Canada. The management of these funds is primarily governed by Sections 63 to 69 of the Indian Act. The trust fund increased by \$25,818 during the year (2023 - \$22,356).

Wagmatcook First Nation
Notes to Consolidated Financial Statements
For the year ended March 31, 2024

11. OPERATING LOAN

	2024	2023
BMO		
Term loan repayable in monthly installments of \$4,218 including interest at 5.97%, maturing August 31, 2024	\$ 20,702	\$ 68,520

Principal payments required in the next year is as follows:

2025	\$ 20,702
------	-----------

The operating loan from BMO is part of the credit facilities with BMO Bank of Montreal as described in Note 14.

12. ACCOUNTS PAYABLE AND ACCRUED LIABILITIES

	2024	2023
Trade payables	\$ 1,672,312	\$ 1,306,325
Employee future benefits – service awards	866,691	786,639
Accrued salaries and employee benefits payable	345,912	432,143
Other accrued liabilities	257,252	230,250
Harmonized sales tax payable	35,925	34,119
	\$ 3,178,092	\$ 2,789,476

Wagmatcook First Nation
Notes to Consolidated Financial Statements
For the year ended March 31, 2024

13. DEFERRED REVENUE

	Balance March 31, 2023	Funding received 2024	Revenue recognized 2024	Balance March 31, 2024
Federal government				
Indigenous Services Canada - Health Canada				
Health Services Integration Fund	\$ 58,257	\$ —	\$ 1,980	\$ 56,277
Jordan's Principle – Respite Care	45,600	—	—	45,600
Child First Initiative	25,292	—	—	25,292
Aboriginal Diabetes Initiative	44,894	—	—	44,894
HCC service delivery	42,000	—	—	42,000
Health planning management	65,000	—	—	65,000
Mental health care	66,000	—	—	66,000
Storage shed and enclose front entrance	16,010	—	16,010	—
Cleaning air and heating ducts	16,384	—	16,384	—
Capital investment	453,141	607,061	453,141	607,061
	832,578	607,061	487,515	952,124
Indigenous Services Canada				
Housing starts	63,481	—	—	63,481
Planning solid waste management proposal	72,679	—	—	72,679
Firesmart – brush fire equipment	11,931	—	—	11,931
Basic needs – Covid 19 social	416,686	—	416,686	—
Basic needs	754,650	—	754,650	—
East end subdivision feasibility study	50,000	—	—	50,000
Assisted Living service delivery	14,000	—	—	14,000
Q2C3 CFS Prev/Least Disruptive Measures	1,327,647	1,491,891	770,700	2,048,838
Q2C7 CFS Representative Service	204,892	235,493	50,000	390,385
Q2C0 CFS Operations	—	139,942	24,000	115,942
Q2AP Employment & Pre-Employment	58,851	60,680	53,921	65,610
Q26G Youth Employment Skill Link Program	58,351	60,680	—	119,031
Q3AU Fire Protection new fire hall	222,500	—	—	222,500
Q3X8 API Deficiencies & Second Well	350,958	—	59,909	291,049
Q3X8 East End Subdivision	250,000	—	—	250,000
Q3XJ Construction 1 Single Family Unit	235,000	—	168,000	67,000
QA1A Construction 1 Single Family Unit	275,000	297,000	275,000	297,000
QA1B Priority Renovations	—	99,547	—	99,547
QA1C Lot Servicing	30,000	—	30,000	—
QA1U FNCFS Renovations	—	367,460	—	367,460
Q3XL Lot Servicing	25,000	—	25,000	—
Q3UZ Infrastructure Gap Plan	15,000	—	15,000	—
Q3AV Other Protection Backup Power Source	135,000	—	20,111	114,889
Q3VT Community Opportunity Readiness	—	44,740	16,562	28,178
Q2NI Policing Community Safety	—	140,603	133,029	7,574
Q3WG LEDSP Tourism strategy	—	67,788	17,600	50,188
Q34S Water & Sewer Facilities	—	515,037	—	515,037
Q3Z0 Response – Storm Recovery	—	154,500	87,000	67,500
Q3AU Fire Protection	—	14,263	—	14,263
Q3ZO Fire smart – Land fire fighting gear	—	18,740	—	18,740
Q38L Lot servicing	—	35,000	—	35,000
	4,571,626	3,743,364	2,917,168	5,397,822

Wagmatcook First Nation
Notes to Consolidated Financial Statements
For the year ended March 31, 2024

12. DEFERRED REVENUE (CONTINUED)

	Balance March 31, 2023	Funding received 2024	Revenue recognized 2024	Balance March 31, 2024
Mi'kmaw Kina'matnewey Post secondary	371,000	—	371,000	—
Canada Mortgage and Housing Corporation Rapid Housing Initiative	912,473	—	472,864	439,609
	6,687,677	4,350,425	4,248,547	6,789,555
Provincial government Province of Nova Scotia Age friendly community program	10,000	—	—	10,000
Learning skills initiative	—	4,637	—	4,637
Walking wheeling infrastructure	100,000	—	—	100,000
	110,000	4,637	—	114,637
Education other	488,700	453,141	110,610	831,231
Other	371,006	420,300	425,994	365,312
	\$ 7,657,383	\$ 5,228,503	\$ 4,785,151	\$ 8,100,735

14. LONG-TERM DEBT

	2024	2023
Social Housing		
BMO		
Mortgage repayable in monthly instalments of \$648 including interest at 2.90% over a 5-year term ending June 30, 2026	\$ 50,997	\$ 57,253
Mortgage repayable in monthly instalments of \$1,121 including interest at 2.90% over a 5-year term ending June 30, 2026	88,186	99,005
Mortgage repayable in monthly instalments of \$721 Including interest at 3.99% over a 5-year term ending June 30, 2024	2,117	10,504
Mortgage repayable in monthly instalments of \$2,109 including interest at 3.99% over a 5-year term ending October 31, 2024	354,629	365,525
Mortgage repayable in monthly instalments of \$525 including interest at 2.76% over a 6-year term ending May 31, 2026	13,236	19,081
	509,165	551,368

Wagmatcook First Nation
Notes to Consolidated Financial Statements

For the year ended March 31, 2024

14. LONG-TERM DEBT (CONTINUED)

	2024	2023
Carry forward	\$ 509,165	\$ 551,368
Mortgage repayable in monthly installments of \$2,511 including interest at 2.99% over a 5-year term ending May 31, 2026	487,850	503,114
Mortgage repayable in monthly installments of \$675 including interest at 5.03% over a 4-year term ending August 31, 2026	18,368	25,351
Mortgage repayable in monthly installments of \$3,334 plus interest at prime + 1.00% over a 25-year term ending January 31, 2048	956,666	996,666
Mortgage repayable in monthly instalments of \$1,164 including interest at 3.99% over a 5-year term ending October 31, 2024	7,985	21,343
CMHC		
Mortgage payable in monthly instalments of \$683 including interest at 1.69% over a 5-year term ending September 1, 2024	78,835	85,639
Mortgage payable in monthly instalments of \$448 including interest at 1.30% over a 5-year term ending April 1, 2026	59,653	64,215
Mortgage payable in monthly instalments of \$406 including interest at 1.30% over a 5-year term ending April 1, 2026	54,405	58,535
Mortgage payable in monthly instalments of \$465 including interest at 1.50% over a 5-year term ending January 1, 2027	63,645	68,239
Mortgage payable in monthly instalments of \$569 including interest at 4.07% over a 5-year term ending August 1, 2028	72,568	76,254
Mortgage payable in monthly instalments of \$830 including interest at 4.07% over a 5-year term ending August 1, 2028	105,944	111,327
Mortgage payable in monthly instalments of \$567 including interest at 4.07% over a 5-year term ending August 1, 2028	72,568	76,254
Mortgage payable in monthly instalments of \$1,016 including interest at 0.71% over a 5-year term ending November 1, 2025	182,520	193,371
Mortgage payable in monthly instalments of \$433 including interest at 0.71% over a 5-year term ending November 1, 2025	77,849	82,477
Mortgage payable in monthly instalments of \$1,989 including interest at 2.27% over a 5-year term ending April 1, 2027	346,021	361,853
	3,094,042	3,276,006

Wagmatcook First Nation
Notes to Consolidated Financial Statements
For the year ended March 31, 2024

14. LONG-TERM DEBT (CONTINUED)

	2024	2023
Carry forward	\$ 3,094,042	\$ 3,276,006
Mortgage payable in monthly instalments of \$2,360 including interest at 3.81% over a 5-year term ending March 1, 2028	383,478	396,987
Mortgage repayable in monthly instalments of \$735 including interest at 3.74% over a 5-year term ending March 1, 2028	32,723	40,228
Mortgage payable in monthly instalments of \$1,612 including interest at 3.52% over a 5-year term ending May 1, 2028	150,390	164,329
Mortgage payable in monthly instalments of \$537 including interest at 3.52% over a 5-year term ending May 1, 2028	50,103	54,746
Mortgage payable in monthly instalments of \$536 including interest at 3.52% over a 5-year term ending May 1, 2028	50,039	54,676
Mortgages repayable in monthly instalments of \$1,930 including interest at 1.73% over a 5-year term ending August 1, 2024	398,329	414,452
Mortgage repayable in monthly instalments of \$1,394 including interest at 1.75% over a 5-year term ending October 1, 2024	289,136	300,700
Repaid during the year	—	2,404
Social housing	4,448,240	4,704,528
Capital Fund		
BMO		
Term loan repayable in monthly instalments of \$6,598 plus interest at 5.97%, maturing August 31, 2024	32,380	107,172
Term loan repayable in annual principal instalments of \$114,286 interest paid monthly at prime plus 1%, maturing April 2028	457,143	571,429
Term loan repayable in monthly instalments of \$5,478 including interest of BMO prime plus 1.00% maturing May 2028	263,709	306,703
Term loan repayable in annual principal instalments of \$400,000 interest paid monthly at prime plus 1%, maturing July 31, 2024	4,400,000	4,800,000
	5,153,232	5,785,304

Wagmatcook First Nation
Notes to Consolidated Financial Statements
For the year ended March 31, 2024

14. LONG-TERM DEBT (CONTINUED)

	2024	2023
Carry forward	\$ 5,153,232	\$ 5,785,304
Term loan repayable in annual principal instalments of \$206,199 interest paid monthly at prime plus 1%, maturing March 31, 2025	2,268,185	2,474,383
Term loan repayable in monthly installments of \$1,617, including interest at 3.79%, maturing February 28, 2027	53,481	70,503
Term loan repayable in monthly installments of \$2,749 including interest at 3.79%, maturing February 28, 2027	92,420	121,835
Term loan repayable in monthly installments of \$2,043, including interest at 6.05%, maturing August 31, 2027	75,494	94,801
Term loan repayable in monthly installments of to be determined including interest at 7.95% over a 20-year term ending March, 22, 2044	1,500,000	—
Term loan repayable in monthly installments of to be determined including interest at 7.95% over a 10-year term ending March 22, 2034	700,000	—
	9,842,812	8,546,826
	\$ 14,291,052	\$ 13,251,354

Principal payments required in each of the next five years are as follows:

2025	\$ 8,351,357
2026	765,089
2027	1,185,868
2028	1,145,037
2029	356,655

Wagmatcook First Nation
Notes to Consolidated Financial Statements
For the year ended March 31, 2024

14. LONG-TERM DEBT (CONTINUED)

The First Nation entered into credit facilities with BMO Bank of Montreal secured by an assignment of the First Nation's fishing revenue together with an irrevocable direction to pay the associated facilities therewith. Details are as follows:

	Approved credit facility	Interest rate
Land purchase	\$ 126,240	Fixed 3.79%
General capital	300,000	Fixed 3.79% to 6.05%
New school and renovations	312,185	Fixed 5.97%
Fishing	1,000,000	BMO prime + 1.00%
Courthouse renovations	306,703	BMO prime + 1.00%
Crab licenses	8,828,203	Fixed 3.49% to 4.09%
New home construction	2,313,203	Fixed 2.76% to 5.03%
Overdraft lending account	2,000,000	BMO prime + 0.75%
On reserve housing loan program	1,000,000	To be established
Treasury risk facility	900,000	To be established
Gas bar expansion	2,400,000	BMO prime + 0.75%
Aviation companies	700,000	BMO prime + 0.75%

Wagmatcook First Nation
Notes to Consolidated Financial Statements
For the year ended March 31, 2024

15. TANGIBLE CAPITAL ASSETS

	Cost				
	Opening Balance	Additions	Disposals	Transfer of assets	Closing Balance
Land	\$ 440,698	\$ –	\$ –	\$ –	\$ 440,698
Buildings					
Heritage and Cultural Centre	4,609,332	–	–	–	4,609,332
First Nation housing	3,807,518	100,255	–	–	3,907,773
Wharf and buildings	1,745,633	–	–	–	1,745,633
Other buildings	1,152,515	–	–	–	1,152,515
Gas Bar	1,618,665	–	–	–	1,618,665
Health Centre	2,097,645	–	–	–	2,097,645
New school	8,847,848	–	–	–	8,847,848
NSCC Learning Centre	3,193,471	–	–	–	3,193,471
Equipment					
Heritage and Cultural Centre	1,157,234	–	–	–	1,157,234
Fire equipment	249,543	–	–	–	249,543
Fishing vessels	3,171,894	–	–	–	3,171,894
Fishing equipment	60,317	–	–	–	60,317
Health Centre	67,624	189,886	(67,624)	–	189,886
School equipment and buses	304,636	302,000	(175,630)	–	431,006
Other					
Lagoon and water systems	11,467,006	175,907	–	–	11,642,913
Wharf	2,764,350	–	–	–	2,764,350
Fire hydrants, roads	3,685,847	–	–	–	3,685,847
	50,441,776	768,048	(243,254)	–	50,966,570
Social housing					
Land	145,200	–	–	–	145,200
Housing	14,023,963	617,943	–	280,964	14,922,870
Equipment	108,270	–	–	–	108,270
Work in progress	333,344	4,178,083	–	(280,964)	4,230,463
Total	\$ 65,052,553	\$ 5,564,074	\$ (243,254)	\$ –	\$ 70,373,373

Wagmatcook First Nation
Notes to Consolidated Financial Statements
For the year ended March 31, 2024

15. TANGIBLE CAPITAL ASSETS (CONTINUED)

	Accumulated amortization				Net book value	
	Opening Balance	Amortization	Disposals	Closing Balance	Total 2024	Total 2023
Land	\$ —	\$ —	\$ —	\$ —	\$ 440,698	\$ 440,698
Buildings						
Heritage and Cultural Centre	1,959,144	115,231	—	2,074,375	2,534,957	2,650,188
First Nation housing	1,584,310	97,695	—	1,682,005	2,225,768	2,223,208
Wharf and buildings	869,240	43,640	—	912,880	832,753	876,393
Other buildings	171,636	28,813	—	200,449	952,066	980,879
Gas Bar	756,510	40,466	—	796,976	821,689	862,155
Health Centre	871,887	52,439	—	924,326	1,173,319	1,225,758
New school	2,439,502	221,196	—	2,660,698	6,187,150	6,408,346
NSCC Learning Centre	718,524	79,836	—	798,360	2,395,111	2,474,947
Equipment						
Heritage and Cultural Centre	1,047,673	25,115	—	1,072,788	84,446	109,561
Fire equipment	249,543	—	—	249,543	—	—
Fishing vessels	2,269,723	96,042	—	2,365,765	806,129	902,171
Fishing equipment	60,317	—	—	60,317	—	—
Health Centre	67,624	37,977	(67,624)	37,977	151,909	—
School equipment and buses	251,686	78,050	(175,630)	154,106	276,900	52,950
Other						
Lagoon and water systems	3,956,258	291,074	—	4,247,332	7,395,581	7,510,748
Wharf	1,522,142	69,109	—	1,591,251	1,173,099	1,242,208
Fire hydrants, roads	454,357	73,718	—	528,075	3,157,772	3,231,490
	19,250,076	1,350,401	(243,254)	20,357,223	30,609,347	31,191,700
Social housing						
Land	—	—	—	—	145,200	145,200
Housing	2,874,263	265,158	—	3,139,421	11,783,449	11,149,700
Equipment	108,270	—	—	108,270	—	—
Work in progress	—	—	—	—	4,230,463	333,344
Total	\$ 22,232,609	\$ 1,615,559	\$(243,254)	\$ 23,604,914	\$ 46,768,459	\$ 42,819,944

Wagmatcook First Nation
Notes to Consolidated Financial Statements
For the year ended March 31, 2024

16. GOVERNMENT TRANSFERS

	2024			2023		
	Operating	Capital	Total	Operating	Capital	Total
Federal government transfers						
Indigenous Services						
Canada	\$ 7,028,563	\$ 2,740,538	\$ 9,769,101	\$ 5,556,327	\$ 496,059	\$ 6,052,386
Mi'kmaw Kina'matnewey	4,559,590	—	4,559,590	4,152,875	—	4,152,875
Indigenous Services						
Canada – Health	2,873,275	—	2,873,275	1,872,491	—	1,872,491
Fisheries and Oceans						
Canada	217,540	—	217,540	240,983	—	240,983
Employment and Social						
Development Canada	415,595	—	415,595	339,554	—	339,554
Canada Mortgage and						
Housing Corporation	142,326	516,673	658,999	170,327	2,097,175	2,267,502
Total	15,236,889	3,257,211	18,494,100	12,332,557	2,593,234	14,925,791
Provincial government transfers	363,890	—	363,890	194,477	—	194,477
	\$ 15,600,779	\$ 3,257,211	\$ 18,857,990	\$ 12,527,034	\$ 2,593,234	\$ 15,120,268

Wagmatcook First Nation
Notes to Consolidated Financial Statements
For the year ended March 31, 2024

16. SEGMENT DISCLOSURE

	Band Government		Economic Development		Operations and Maintenance	
	Budget 2024	Actual 2024	Budget 2024	Actual 2024	Budget 2024	Actual 2023
REVENUES						
Federal government operating transfers	\$ 531,656	\$ 801,884	\$ 399,921	\$ 545,159	\$ 300,000	\$ 1,200,523
Federal government capital transfers	—	—	—	—	—	—
Provincial government operating transfers	—	6,295	—	—	—	34,000
Mi'kmaw Kina'matnewey	—	—	—	—	—	—
Economic activities	—	—	272,000	220,081	—	—
Other revenue	872,724	1,422,647	300,000	213,148	—	—
	1,404,380	2,230,826	971,921	978,388	300,000	1,234,523
EXPENSES						
Salaries and benefits	1,299,437	1,444,202	351,681	281,039	140,615	357,497
Debt servicing	40,000	39,717	—	—	63,493	20,092
Other expenses	1,260,092	1,481,104	499,797	503,089	209,000	1,195,061
	2,599,529	2,965,023	851,478	784,128	413,108	1,572,650
Balance before amortization and other	(1,195,149)	(734,197)	120,443	194,260	(113,108)	(338,127)
Amortization	—	(126,508)	—	—	—	(611,657)
Consolidation revenue entries	(272,724)	(103,309)	—	—	—	—
Consolidation expense entries	—	—	—	—	—	—
ANNUAL SURPLUS (DEFICIT)	\$ (1,467,873)	\$ (964,014)	\$ 120,443	\$ 194,260	\$ (113,108)	\$ (949,784)

Wagmatcook First Nation
Notes to Consolidated Financial Statements
For the year ended March 31, 2024

16. SEGMENT DISCLOSURE

	Community Wellness		Social Development		Education	
	Budget 2024	Actual 2024	Budget 2024	Actual 2024	Budget 2024	Actual 2023
REVENUES						
Federal government operating transfers	\$ 2,120,410	\$ 914,567	\$ 2,772,716	\$ 4,986,967	\$ -	\$ 10,840
Federal government capital transfers	-	-	-	-	-	-
Provincial government operating transfers	-	-	-	-	-	-
Mi'kmaw Kina'matnewey	-	-	-	-	4,358,059	4,152,875
Economic activities	-	-	-	-	518,023	64,594
Other revenue	-	99,850	-	81,339	125,639	88,798
	2,120,410	1,014,417	2,772,716	5,068,306	4,483,698	4,317,107
EXPENSES						
Salaries and benefits	-	87,609	272,288	233,015	2,962,900	2,753,039
Debt servicing	-	-	-	-	13,945	7,189
Other expenses	587,871	926,945	2,279,000	4,296,703	1,204,087	1,359,657
	587,871	1,014,554	2,551,288	4,529,718	4,180,932	4,124,527
Balance before amortization and other	1,532,539	(137)	221,428	538,588	302,766	192,580
Amortization	-	-	-	-	-	(318,682)
Consolidation revenue entries	-	-	-	-	-	-
Consolidation expense entries	-	-	30,000	450,000	30,000	30,000
ANNUAL SURPLUS (DEFICIT)	\$ 1,532,539	\$ (137)	\$ 251,428	\$ 988,588	\$ 332,766	\$ (96,102)

Wagmatcook First Nation
Notes to Consolidated Financial Statements
For the year ended March 31, 2024

16. SEGMENT DISCLOSURE

	Capital		Housing		Health	
	Budget 2024	Actual 2024	Actual 2023	Budget 2024	Actual 2024	Actual 2023
REVENUES						
Federal government operating transfers	\$ —	\$ —	\$ —	\$ 746,000	\$ 157,326	\$ 495,291
Federal government capital transfers	5,848,950	3,262,579	2,346,347	346,887	296,632	246,887
Provincial government operating transfers	—	—	—	—	—	—
Mi'kmaw Kina'matnewey	—	—	—	—	—	—
Economic activities	—	—	—	300,000	910,988	380,679
Other revenue	—	—	—	187,040	41,614	12,412
	5,848,950	3,262,579	2,346,347	1,579,927	1,406,560	1,135,269
				2,316,954	3,087,455	2,041,166
EXPENSES						
Salaries and benefits	400,000	132,828	111,459	412,532	150,886	447,779
Debt servicing	—	—	—	140,672	181,014	103,045
Other expenses	5,468,283	3,685,245	2,247,567	1,695,000	941,981	520,667
	5,868,283	3,818,073	2,359,026	2,248,204	1,273,881	1,071,491
				3,109,850	2,787,364	1,843,067
Balance before amortization and other	(19,333)	(555,494)	(12,679)	(668,277)	132,679	63,778
Amortization	—	—	—	—	—	—
Consolidation revenue entries	—	(491,886)	—	—	(420,000)	(300,000)
Consolidation expense entries	—	3,812,874	2,313,915	30,000	30,000	30,000
ANNUAL SURPLUS (DEFICIT)	\$ (19,333)	\$ 2,765,494	\$ 2,301,236	\$ (638,277)	\$ (257,321)	\$ (206,222)
				\$ (762,896)	\$ 882,702	\$ 162,125

Wagmatcook First Nation
Notes to Consolidated Financial Statements
For the year ended March 31, 2024

16. SEGMENT DISCLOSURE

	Budget 2024		Other Actual 2024		Actual 2023		Total before Adjustments	
					Budget 2024	Actual 2024	Actual 2023	
REVENUES								
Federal government operating transfers	\$	240,983	\$	217,540	\$	240,983	\$	9,308,640
Federal government capital transfers		—		—		—		6,195,837
Provincial government operating transfers		72,000		169,415		93,713		72,000
Mikmaw Kina'matnewey		—		—		—		4,358,059
Economic activities		13,524,739		12,056,194		16,235,868		14,222,378
Other revenue		73,000		70,098		134,124		1,552,764
		13,910,722		12,513,247		16,704,688		35,709,678
EXPENSES								
Salaries and benefits		2,942,998		2,570,831		2,887,320		9,562,301
Debt servicing		474,393		307,209		327,497		732,503
Other expenses		9,157,362		9,537,496		10,168,813		24,690,492
		12,574,753		12,415,536		13,383,630		34,985,296
Balances before amortization and other		1,335,969		97,711		3,321,058		724,382
Amortization		—		(389,603)		(421,460)		—
Consolidation revenue entries		—		(169,415)		(93,713)		(272,724)
Consolidation expense entries		152,724		152,724		170,724		272,724
ANNUAL SURPLUS (DEFICIT)	\$	1,488,693	\$	(308,583)	\$	2,976,609	\$	724,382
							\$	3,149,866
								3,215,267

Wagmatcook First Nation
Notes to Consolidated Financial Statements
For the year ended March 31, 2024

16. SEGMENT DISCLOSURE

	Consolidation Adjustments			Consolidation Total		
	Budget 2024	Actual 2024	Actual 2023	Budget 2024	Actual 2024	Actual 2023
REVENUES						
Federal government operating transfers	\$ -	\$ -	\$ -	\$ 9,308,640	\$ 10,677,299	\$ 8,179,682
Federal government capital transfers	-	(491,886)	-	6,195,837	3,257,211	2,593,234
Provincial government operating transfers	-	-	-	72,000	363,890	194,477
Mikmaw Kina'matnewey	-	-	-	4,358,059	4,559,590	4,152,875
Economic activities	-	(1,300,282)	(300,000)	14,222,378	12,405,004	16,621,706
Other revenue	(272,724)	154,417	(300,324)	1,280,040	2,193,332	1,257,387
	(272,724)	(1,637,751)	(600,324)	35,436,954	33,456,326	32,999,361
EXPENSES						
Salaries and benefits	-	-	-	9,562,301	9,119,365	9,798,887
Debt servicing	-	-	-	732,503	558,361	478,383
Other expenses	(272,724)	(5,148,625)	(2,914,239)	24,417,768	19,013,175	17,965,059
	(272,724)	(5,148,625)	(2,914,239)	34,712,572	28,690,901	28,242,329
Balances before amortization and other	-	3,510,874	2,313,915	724,382	4,765,425	4,757,032
Amortization	-	-	-	-	(1,615,559)	(1,541,765)
Consolidation revenue entries	272,724	1,637,751	600,324	-	-	-
Consolidation expense entries	(272,724)	(5,148,625)	(2,914,239)	-	-	-
ANNUAL SURPLUS (DEFICIT)	\$ -	\$ -	\$ -	\$ 724,382	\$ 3,149,866	\$ 3,215,267

Wagmatcook First Nation
Notes to Consolidated Financial Statements
For the year ended March 31, 2024

18. EXPENSES BY OBJECT

The following is a summary of expenses by object.

	2024	2023
Salaries and wages	\$ 9,119,365	\$ 9,798,887
Staff development	109,091	59,069
Supplies and services	3,354,205	2,520,424
Interest	558,361	478,383
Cost of sales for economic activities	5,690,691	8,352,884
Professional services	449,829	377,172
Rental expenditures	944,875	114,579
Fees and contract services	580,881	545,942
Other	7,883,603	5,994,989
Amortization	1,615,559	1,541,765
	\$ 30,306,460	\$ 29,784,094

19. RETIREMENT PLAN

Wagmatcook First Nation provides a voluntary defined contribution RPP and a group RRSP for eligible employees. As part of this plan, the Wagmatcook First Nation matches employee contributions to the specified limit. The employer's portion for the years ended March 31, 2024 and 2023 was \$229,580 and \$193,445, respectively.

20. ECONOMIC DEPENDENCE

The Wagmatcook First Nation receives a major portion of its revenues pursuant to funding arrangements with the federal government and its agencies. The continued operation of the First Nation is dependent on the continuation of these funding arrangements.

21. CONTINGENCIES

The Wagmatcook First Nation has entered into contribution agreements with various federal government departments and agencies. Funding received under these contribution agreements is subject to repayment if the First Nation fails to comply with the terms and conditions of the agreements.

The First Nation has been named as defendant in a lawsuit on behalf of an individual. This lawsuit remains at an early stage, and as litigation is subject to many uncertainties, it is not possible to predict the ultimate outcome of these lawsuits or to estimate the loss, if any, which may result.

22. FINANCIAL INSTRUMENTS

The First Nation is exposed to various risks through its financial instruments and includes the following significant risks at March 31, 2024.

Credit risk

The First Nation's credit risk results from trade accounts receivable and receivables from other levels of government.

The First Nation extends credit to members and receives rebates from various sources. When required, the First Nation records an allowance for doubtful accounts for items where collection is no longer assured.

Amounts owing from other levels of government are based on funding agreements and subject to review by the applicable government body.

The First Nation is not exposed to significant concentration risk.

Credit concentration

As at March 31, 2024 one customer accounted for 70.0% (2023 - 57%) of accounts receivable and amounts due from federal and provincial governments. The First Nation believes that there is no unusual exposure associated with the collection of these receivables. The First Nation performs regular credit assessments of customers and provides allowances for potentially uncollectible accounts receivable.

Interest rate risk

Interest rate risk is the risk that the fair value of future cash flows of a financial instrument will fluctuate because of changes in market interest rates. The First Nation's interest rate risk arises from long-term borrowings at a fixed rate that creates fair value interest rate risk. Changes in market interest rates cause the fair value of long-term debt with fixed interest rates to fluctuate but do not affect the statement of operations, as the First Nation's debt is carried at amortized cost and the carrying value does not change as interest rates change.

The First Nation is also exposed to interest rate risk arising from long-term borrowings at variable rates. Changes in market interest rates could cause fluctuations in the statement of operations. The First Nation manages this risk through monitoring forecasted and actual cash flows.

Liquidity risk

Liquidity risk is the risk that the First Nation will encounter difficulty in meeting obligations associated with financial liabilities. The First Nation manages this risk through preparing budgets and by monitoring forecasted and actual cash flows.

The First Nation's future obligations with respect to debt repayments are disclosed in Notes 11 and 14.

Wagmatcook First Nation
Notes to Consolidated Financial Statements
For the year ended March 31, 2024

23. BUDGETED FIGURES

Budgeted figures have been provided for comparison purposes and have been derived from the estimates approved by Chief and Council.

24. COMPARATIVE FIGURE

Certain comparative figures have been reclassified to conform with current year presentation.

25. SUBSEQUENT EVENTS

Subsequent to year end, the First Nation established WFN Seafoods Limited Partnership to acquire an interest in a limited partnership that holds an investment in A&L Seafoods Limited. To facilitate this acquisition, WFN Seafoods Limited Partnership secured a loan of \$27,000,000 from a third-party lender, secured by an unlimited guarantee from the First Nation.