



Tel: 705-945-0990
Fax: 705-942-7979
Toll-Free: 800-520-3005
www.bdo.ca

BDO Canada LLP
747 Queen Street E
PO Box 1109
Sault Ste. Marie ON P6A 5N7 Canada

RECEIVED

Indigenous and Northern Affairs Canada
Sudbury Business Center
40 Elm Street, Suite 290
Sudbury, ON P3C 1S8

JUL 30 2018

Attention: Mr. Bradley Stewart, Sr. Funding Services Officer
July 27, 2018
Indigenous Services Canada
Services aux Autochtones Canada
Sudbury

Re: Mississauga First Nation

Dear Sir

We enclose herewith for your information and retention, copies of the following documents to be published on the internet:

1. Consolidated financial statements for the year ended March 31, 2018.
2. Schedule of Remuneration and Expenses for Chief and Council along with an accompanying Review Engagement Report for the year ended March 31, 2018.

Should you have any questions concerning the foregoing, please contact the writer or Jeanine Laity of this office.

Yours sincerely

BDO Canada LLP
Chartered Professional Accountants, Licensed Public Accountants

Jennifer Archambault, CPA, CA
Partner
/sb

Enclosures

Mississauga First Nation
Consolidated Financial Statements
For the year ended March 31, 2018

Mississauga First Nation
Consolidated Financial Statements
For the year ended March 31, 2018

Contents

Management's Responsibility for Financial Reporting	2
Independent Auditor's Report	3
Consolidated Financial Statements	
Statement of Financial Position	4
Statement of Operations	5
Statement of Changes in Net Financial Assets (Debt)	6
Statement of Cash Flows	7
Notes to Financial Statements	8
Schedule 1 - Tangible Capital Assets	17
Schedule 2 - Segment Disclosure	19



Mississauga First Nation Management's Responsibility for the Consolidated Financial Statements

March 31, 2018

The accompanying consolidated financial statements of the Mississauga First Nation are the responsibility of management and have been approved by the Chief and Council.

The consolidated financial statements have been prepared by management in accordance with Canadian public sector accounting standards prescribed for governments as recommended by the Public Sector Accounting Board. Management is responsible for such internal control as management determines is necessary to enable the preparation of financial statements that are free from material misstatement, whether due to fraud or error.

The First Nation Council is responsible for ensuring that management fulfills its responsibilities for financial reporting and internal control and is ultimately responsible for reviewing and approving the consolidated financial statements.

The external auditors, BDO Canada LLP, conduct an audit in accordance with Canadian generally accepted auditing standards, and express their opinion on the consolidated financial statements. The external auditors have access to financial management of Mississauga First Nation and meet when required.

Chief

Councillor

Councillor

Councillor

Councillor

Councillor

Councillor

Councillor

Councillor

MISSISSAUGA FIRST NATION

P.O. Box 1299 • Blind River, Ontario • P0R 1B0 • Tel.: (705) 356-1621 • Fax: (705) 356-1740 • Toll Free: 1-877-356-1621



Tel: 705-945-0990
Fax: 705-942-7979
Toll-Free: 800-520-3005
www.bdo.ca

BDO Canada LLP
747 Queen Street E
PO Box 1109
Sault Ste. Marie ON P6A 5N7 Canada

Independent Auditor's Report

To the Members of Mississauga First Nation

We have audited the accompanying consolidated financial statements of the Mississauga First Nation, which comprise the consolidated statement of financial position as at March 31, 2018 and the consolidated statements of operations, change in net financial assets (debt) and cash flows for the year then ended, and a summary of significant accounting policies and other explanatory information.

Management's Responsibility for the Financial Statements

Management is responsible for the preparation and fair presentation of these consolidated financial statements in accordance with Canadian public sector accounting standards, and for such internal control as management determines is necessary to enable the preparation of consolidated financial statements that are free from material misstatement, whether due to fraud or error.

Auditor's Responsibility

Our responsibility is to express an opinion on these consolidated financial statements based on our audit. We conducted our audit in accordance with Canadian generally accepted auditing standards. Those standards require that we comply with ethical requirements and plan and perform the audit to obtain reasonable assurance about whether the consolidated financial statements are free from material misstatement.

An audit involves performing procedures to obtain audit evidence about the amounts and disclosures in the consolidated financial statements. The procedures selected depend on the auditor's judgment, including the assessment of the risks of material misstatement of the consolidated financial statements, whether due to fraud or error. In making those risk assessments, the auditor considers internal control relevant to the entity's preparation and fair presentation of the consolidated financial statements in order to design audit procedures that are appropriate in the circumstances, but not for the purpose of expressing an opinion on the effectiveness of the entity's internal control. An audit also includes evaluating the appropriateness of accounting policies used and the reasonableness of accounting estimates made by management, as well as evaluating the overall presentation of the consolidated financial statements.

We believe that the audit evidence we have obtained is sufficient and appropriate to provide a basis for our audit opinion.

Opinion

In our opinion, the consolidated financial statements present fairly, in all material respects, the consolidated financial position of the Mississauga First Nation as at March 31, 2018 and the consolidated results of its operations, change in net financial assets (debt) and cash flows for the year then ended in accordance with Canadian public sector accounting standards.

BDO Canada LLP

Chartered Professional Accountants, Licensed Public Accountants
Sault Ste. Marie, Ontario
July 25, 2018

Mississauga First Nation
Consolidated Statement of Financial Position

March 31 **2018** **2017**

Financial assets

Cash	\$ 2,648,592	\$ 2,208,769
Accounts receivable (Note 2)	1,296,622	478,543
Housing loans (Note 3)	277,343	337,787
Portfolio investments (Note 4)	583,385	250,051
Due from the Mississagi Trust - restricted (Note 5)	1,448,766	1,573,015
Trust Funds held by Federal Government (Note 6)	91,000	97,150
	<u>6,345,708</u>	<u>4,945,315</u>

Liabilities

Accounts payable and accrued liabilities (Note 8)	1,088,434	598,248
Deferred revenue (Note 9)	1,392,470	502,868
Due to funders (Note 10)	243,950	258,182
Long term debt (Note 11)	2,905,333	3,077,851
Accrued landfill closure and post closure costs (Note 12)	103,500	809,000
	<u>5,733,687</u>	<u>5,246,149</u>










Net financial assets (debt)

612,021 (300,834)

Non-financial assets

Tangible capital assets (Schedule 1)	9,133,272	9,257,336
Prepaid expenses and inventory of supplies	178,525	175,090
	<u>9,311,797</u>	<u>9,432,426</u>

Accumulated surplus, end of year (Note 13) **\$ 9,923,818** **\$ 9,131,592**

 Chief	 Councillor	 Councillor
 Councillor	 Councillor	 Councillor
 Councillor	 Councillor	 Councillor

The accompanying notes are an integral part of these consolidated financial statements.

Mississauga First Nation

Consolidated Statement of Operations

For the year ended March 31

	Budget	2018	2017
Revenue			
Indigenous Affairs	\$ 5,816,753	\$ 4,613,521	\$ 3,998,417
Province of Ontario	2,570,161	2,558,829	1,660,331
Government of Canada	1,222,336	1,205,896	1,111,775
Canadian Mortgage and Housing Corporation	306,314	439,660	268,517
OFNLP	777,935	847,926	837,008
North Shore Tribal Council	1,406,759	1,452,289	1,117,261
Band operated enterprises	542,944	593,796	596,355
Other revenue	2,156,389	1,394,515	974,462
Mississagi Trust Funds	-	304,871	116,202
Amounts earned in Trust Funds (Note 6)	-	53,241	51,298
Recovery of prior year funds	-	(17,602)	(7,212)
	<u>14,799,591</u>	<u>13,446,942</u>	<u>10,724,414</u>
Expenses			
Niigaaniin - Social assistance	348,450	561,362	489,274
Niigaaniin - Cost of administration	558,584	354,463	385,412
Band support funding	593,544	635,618	550,769
Other administrative programs	45,384	46,074	37,781
Maintenance management system	411,629	582,991	599,825
Education	2,722,473	2,649,157	2,634,067
Committees	-	6,062	(34,528)
Capital programs	433,121	767,832	199,109
Other INAC subsidized programs	756,482	451,918	201,349
Health and social services	2,373,429	2,330,138	1,891,855
Other subsidized programs	1,363,524	1,286,225	730,738
Family resource centre	403,741	426,348	404,562
Day care centre	755,085	750,712	672,820
Band operated enterprises	704,847	884,335	1,037,111
Casino Rama	588,325	622,497	639,853
CMHC housing	135,566	515,973	416,904
Amounts released from Trust Funds (Note 6)	-	59,391	45,148
Mississagi Trust distributions	-	429,120	156,503
Landfill costs (Note 12)	-	(705,500)	-
	<u>12,194,184</u>	<u>12,654,716</u>	<u>11,058,552</u>
Annual surplus (deficit)	2,605,407	792,226	(334,138)
Accumulated surplus, beginning of year	9,131,592	9,131,592	9,465,730
Accumulated surplus, end of year	<u>\$ 11,736,999</u>	<u>\$ 9,923,818</u>	<u>\$ 9,131,592</u>

The accompanying notes are an integral part of these consolidated financial statements.

Mississauga First Nation
Consolidated Statement of Change in Net Financial Assets (Debt)

<u>For the year ended March 31</u>	<u>Budget</u>	<u>2018</u>	<u>2017</u>
Annual surplus (deficit)	\$ 2,605,407	\$ 792,226	\$ (334,138)
Acquisition of tangible capital assets	(548,596)	(586,011)	(329,595)
Amortization of tangible capital assets	-	710,075	711,022
Prepaid expenses and inventory of supplies	-	(3,435)	(48,328)
Net change in net debt	2,056,811	912,855	(1,039)
Net debt, beginning of year	(300,834)	(300,834)	(299,795)
Net financial assets (debt), end of year	\$ 1,755,977	\$ 612,021	\$ (300,834)

The accompanying notes are an integral part of these consolidated financial statements.

Mississauga First Nation

Consolidated Statement of Cash Flows

For the year ended March 31

2018

2017

Cash flows from operating activities

Annual surplus (deficit)	\$ 792,226	\$ (334,138)
Items not involving cash		
Amortization	<u>710,075</u>	<u>711,022</u>
	<u>1,502,301</u>	<u>376,884</u>

Changes in non-cash operating balances

Accounts receivable	(818,079)	243,666
Prepaid expense	(3,435)	(48,328)
Deferred revenue	889,602	400,611
Due from the Mississagi Trust	124,249	40,301
Trust Funds held by Federal Government	6,150	(6,150)
Accounts payable	490,186	(160,595)
Due to funders	(14,232)	29,837
Accrued landfill closure and post-closure costs	<u>(705,500)</u>	<u>-</u>

	<u>1,471,242</u>	<u>876,226</u>
--	------------------	----------------

Capital transactions

Acquisition of tangible capital assets	<u>(586,011)</u>	<u>(329,595)</u>
--	------------------	------------------

Investing activities

Housing loans	60,444	63,344
Purchase of portfolio investments	<u>(333,334)</u>	<u>(250,000)</u>
	<u>(272,890)</u>	<u>(186,656)</u>

Financing activities

Payments on long term debt	<u>(172,518)</u>	<u>(170,083)</u>
----------------------------	------------------	------------------

Increase in cash

	439,823	189,892
--	---------	---------

Cash, beginning of year

	<u>2,208,769</u>	<u>2,018,877</u>
--	------------------	------------------

Cash, end of year

	<u>\$ 2,648,592</u>	<u>\$ 2,208,769</u>
--	---------------------	---------------------

The accompanying notes are an integral part of these consolidated financial statements.

Mississauga First Nation

Notes to Consolidated Financial Statements

March 31, 2018

1. Summary of significant accounting policies

Accounting Principles These consolidated financial statements of the Mississauga First Nation have been prepared in accordance with Canadian public sector accounting standards prescribed for governments, as recommended by the Public Sector Accounting Board.

Basis of Consolidation These financial statements reflect the assets, liabilities, revenues and expenses of all programs under the control of Chief and Council.

Portfolio Investments Portfolio investments are recorded at cost. A write down is recorded where there has been a loss in value that is other than a temporary decline.

Tangible Capital Assets Tangible capital assets are recorded at cost less accumulated amortization. Cost includes all costs directly attributable to acquisition or construction of the tangible capital asset including transportation costs, installation costs, design and engineering fees, legal fees and site preparation costs. Contributed tangible capital assets are recorded at fair value at the time of the donation, with a corresponding amount recorded as revenue. Amortization is recorded on a straight-line basis over the estimated life of the tangible capital asset commencing once the asset is available for productive use as follows:

Buildings	25 to 40 years
Housing	25 years
Infrastructure	10 to 40 years
Roads	40 years
Heavy equipment	15 years
Vehicles	5 to 15 years
Land improvements	10 to 20 years
Furniture and equipment	4 years

Revenue Recognition Revenue is recognized in the period in which the transactions or events occurred that gave rise to the revenue. All revenue is recorded on an accrual basis.

Government transfers are recognized as revenues when the transfer is authorized and any eligibility criteria are met, except to the extent that transfer stipulations give rise to an obligation that meets the definition of a liability. Transfers are recognized as deferred revenue when transfer stipulations give rise to a liability. Transfer revenue is recognized in the statement of operations as the stipulation liabilities are settled.

Contributions, other than government transfers, are deferred when restrictions are placed on their use by the external contributor, and are recognized as revenue when used for the specific purpose.

Revenue related to fees or services received in advance of the fee being earned or the service is performed is deferred and recognized when the fee is earned or service performed.

Mississauga First Nation

Notes to Consolidated Financial Statements

March 31, 2018

1. Summary of significant accounting policies (continued)

Use of Estimates

The preparation of financial statements in conformity with Canadian public sector accounting standards requires management to make estimates and assumptions that affect the reported amounts of assets and liabilities at the date of the financial statements, and the reported amounts of revenues and expenses during the reporting period. Actual results could differ from management's best estimates as additional information becomes available in the future.

2. Accounts receivable

	2018	2017
Due from members - CMHC Housing arrears	\$ 353,807	\$ 339,621
Less: allowance for doubtful accounts	(340,007)	(323,997)
	<u>13,800</u>	<u>15,624</u>
 Due from members - Housing Rent to Own arrears	 324,709	 348,198
Less: allowance for doubtful accounts	(322,209)	(343,026)
	<u>2,500</u>	<u>5,172</u>
 Indigenous and Northern Affairs Canada	 79,480	 2,250
Health Canada	65,632	96,401
Province of Ontario	190,555	3,464
North Shore Tribal Council / Niigaaniin	415,052	188,428
CMHC	222,966	94,356
Other	371,244	174,583
Less: allowance for doubtful accounts	(64,607)	(101,735)
	<u>1,280,322</u>	<u>457,747</u>
	<u>\$ 1,296,622</u>	<u>\$ 478,543</u>

3. Housing loans

	2018	2017
Housing proceeds receivable	\$ 312,261	\$ 380,607
Fair value write down	(34,918)	(42,820)
	<u>\$ 277,343</u>	<u>\$ 337,787</u>

The above loans were made to members of the Mississauga First Nation at 0% interest and under a rent to own housing contract. The terms vary in length and are secured by the property.

Mississauga First Nation

Notes to Consolidated Financial Statements

March 31, 2018

4. Portfolio investments

	2018	2017
CEW Superior VI Limited Partnership - 5,099 Class A units	\$ 51	\$ 51
WeedMD RX Inc. - 833,334 common shares	583,334	250,000
	<u>\$ 583,385</u>	<u>\$ 250,051</u>

The market value of the WeedMD RX Inc. shares at March 31, 2018 was \$1,225,001.

5. Mississagi Trust

The funds are advanced to the First Nation as a beneficiary of the Trust and are subject to the Trust provisions governing the disbursement of such funds.

6. Trust Funds held by Federal Government

	March 31, 2017	Additions 2018	Withdrawals 2018	March 31, 2018
Revenue	\$ 6,150	\$ 53,241	\$ (59,391)	\$ -
Capital	91,000	-	-	91,000
	<u>\$ 97,150</u>	<u>\$ 53,241</u>	<u>\$ (59,391)</u>	<u>\$ 91,000</u>

The trust funds arise from monies derived from capital or revenue sources as outlined in Section 62 of the Indian Act. These funds are held in trust in the Consolidated Revenue Fund of the Government of Canada. The management of these funds is primarily governed by Section 63 to 69 of the Indian Act.

7. Credit facilities

The First Nation has an operating line of credit with the Royal Bank of Canada and the amount available under the line is \$200,000. The line of credit is due on demand and has an interest rate of prime plus 2.5%. At March 31, 2018 the balance outstanding was zero.

The First Nation also has credit facilities with the Bank of Montreal totaling \$2,750,000. The first facility of \$1,000,000 is for guarantees for the On-Reserve Housing Loan program (ORHL). The second facility of \$250,000 is for guarantees for the On-Reserve Home Renovation Loan program (ORHRL). The First Nation also has a demand loan available of \$1,500,000, with interest rate of prime plus 1.25%, for assisting with construction of On-Reserve homes. At March 31, 2018 the balance outstanding on these facilities was zero.

8. Accounts payable

	2018	2017
Trade payables	\$ 834,233	\$ 310,505
Elementary and Secondary tuition payables	157,108	186,002
Accrued wages and employee benefits payable	97,093	101,741
	<u>\$ 1,088,434</u>	<u>\$ 598,248</u>

Mississauga First Nation
Notes to Consolidated Financial Statements

March 31, 2018

9. Deferred revenue and government transfers

	Balance March 31, 2017	Funding Received 2018	Revenue Recognized 2018	Balance March 31, 2018
Indigenous Affairs	\$ 326,865	\$ 5,489,887	\$ 4,613,521	\$ 1,203,231
Health Canada	82,611	1,083,884	1,166,495	-
CMHC	-	439,660	439,660	-
ESDC	24,200	15,201	39,401	-
Province of Ontario	54,692	2,510,888	2,558,829	6,751
North Shore Tribal Council	-	1,461,213	1,452,289	8,924
Other	14,500	3,353,413	3,194,349	173,564
Recovery of prior year funds	-	(17,602)	(17,602)	-
	\$ 502,868	\$ 14,336,544	\$ 13,446,942	\$ 1,392,470

Deferred revenue is broken down by program as follows:

	2018	2017
Education	\$ 16,038	\$ -
Post Secondary Education	93,115	-
Special Education	10,695	-
Adult Education	6,272	-
Community and Parental Initiative	8,070	-
Capital Waste Management	311,567	-
Capital Renovations	74,726	-
Aquaculture	673,850	266,037
Medical Services	-	65,840
Healthy Babies	-	16,771
ASP / RTP	6,751	9,116
CARA	-	24,200
CSSW	104,583	-
Land Code	8,898	-
Forestry	46,551	60,828
West End Trail	22,430	14,500
Constitution Development	-	45,576
Daycare - ASETS	8,924	-
	\$ 1,392,470	\$ 502,868

10. Due to funders

	2018	2017
Province of Ontario	\$ 173,643	\$ 180,779
INAC	70,307	77,403
	\$ 243,950	\$ 258,182

Mississauga First Nation
Notes to Consolidated Financial Statements

March 31, 2018

11. Long term debt

	<u>2018</u>	<u>2017</u>
Capital loans		
CMHC Mortgage at 1.05%, due in monthly payments of \$3,724 including interest, maturing August 1, 2021, guaranteed by INAC	\$ 353,397	\$ 394,187
CMHC Mortgage at 1.67%, due in monthly payments of \$2,440 including interest, maturing June 1, 2018, guaranteed by INAC	271,998	296,569
CMHC Mortgage at 1.83%, due in monthly payments of \$4,826 including interest, maturing December 1, 2019, guaranteed by INAC	613,030	659,395
CMHC Mortgage at 1.92%, due in monthly payments of \$2,480 including interest, maturing July 1, 2019, guaranteed by INAC	521,799	541,422
CMHC Mortgage at 1.92%, due in monthly payments of \$2,727 including interest, maturing July 1, 2019, guaranteed by INAC	573,890	595,471
CMHC Mortgage at 0.94%, due in monthly payments of \$2,025 including interest, maturing September 1, 2020, guaranteed by INAC	492,982	512,570
Operating loans		
Indigenous Affairs Native Claims Loan, due to be deducted from the proceeds on settlement of the claim, plus interest at the Minister of Finance rate only upon default of payment	15,000	15,000
Indigenous Affairs Native Claims Loan, due to be deducted from the proceeds on settlement of the claim, plus interest at the Minister of Finance rate only upon default of payment	63,237	63,237
	<u>2,905,333</u>	<u>3,077,851</u>
Less current portion	<u>174,906</u>	<u>172,233</u>
	<u>\$ 2,730,427</u>	<u>\$ 2,905,618</u>

Principal payments required on long term debt for the next five years and thereafter, assuming similar refinancing, are as follows:

Year	Amount
2019	\$ 174,906
2020	177,618
2021	180,376
2022	183,179
2023	186,029
Thereafter	<u>2,003,225</u>
	<u>\$ 2,905,333</u>

Mississauga First Nation

Notes to Consolidated Financial Statements

March 31, 2018

12. Accrued landfill closure and post-closure costs

Landfill closure and post-closure requirements include final covering and landscaping of the landfill, storm water management, purchase of buffer lands, monitoring wells, fees, ongoing environmental monitoring, site inspection and maintenance. The reported liability is based on estimates and assumptions using the best information currently available to management.

The landfill site was closed during 2018 and the liability now consists of post-closure care costs over an estimated period of 20 years. The estimated liability to maintain the landfill site is approximately \$103,500 (2017 - \$809,000), and reflects a discount rate of 6%.

13. Accumulated surplus

	2018	2017
Reserves set aside for specific purposes by the First Nation		
Medical Services	\$ -	\$ 21,949
Health - Bus	10,365	10,365
Playground equipment	30,736	-
Scholarships	7,143	-
CMHC Housing Replacement	159,040	186,933
CMHC Housing Operating	41,151	27,564
Land Resources	59,922	28,489
Casino Rama - Community Development	2,628,186	2,402,757
Housing working fund	381,609	477,537
Band Vehicles Replacement	51,905	46,036
Gaming Study	9,555	9,555
Day Care	3,247	3,247
Negotiations and Implementation	42,225	42,225
Internal funds held in trust - revenue	75,055	45,441
Reserves	3,500,139	3,302,098
Equity in tangible capital assets	6,306,176	6,257,723
Members' deficit	(1,318,763)	(1,289,394)
Unfunded landfill liabilities	(103,500)	(809,000)
Restricted Mississagi Trust reserve	1,448,766	1,573,015
Funds held in trust by Federal Government	91,000	97,150
	\$ 9,923,818	\$ 9,131,592

Mississauga First Nation

Notes to Consolidated Financial Statements

March 31, 2018

13. Accumulated surplus (continued)

Allocation of annual surplus (deficit):

Reserves	\$ 198,041	\$ 54,822
Equity in tangible capital assets	48,453	(211,343)
Members' deficit	(29,369)	(143,466)
Unfunded landfill liabilities	705,500	-
Restricted Mississagi Trust reserve	(124,249)	(40,301)
Funds held in trust	(6,150)	6,150
	<u>\$ 792,226</u>	<u>\$ (334,138)</u>

14. Pension plan costs

Employees are eligible to participate in a Registered Pension Plan, administered by London Life, with contribution levels determined by formula. Employer contributions totalled \$188,090 during the current period (2017 - \$192,323) and were fully expensed.

15. Contingencies

The First Nation has been named as a defendant in a legal action by a former employee. The outcome of this action is not determinable at this time and accordingly, no amounts have been reflected in the accounts of the First Nation for this matter.

The First Nation has provided a guarantee in the amount of \$304,500 in favour of the Bank of Montreal on behalf of Robinson Huron Treaty Ojibewa (Anishinabe). This represents 4.2% of the total loan of \$7,250,000 being guaranteed by 21 participating First Nation Communities that are settlors and beneficiaries of the Robinson Huron Treaty Trust.

16. Funding reconciliation

INAC revenue per the financial statements	\$ 4,613,521
Less: Deferred revenue, beginning of year	(326,865)
Add: Deferred revenue, end of year	<u>1,203,231</u>
	<u>\$ 5,489,887</u>
 INAC revenue per funding confirmation	 <u>\$ 5,489,887</u>

17. Segmented information

The Mississauga First Nation is a diversified government institution that provides a wide range of services to its members, including education, infrastructure maintenance, medical and other health services, administration, capital, enterprises and other services. For management reporting purposes the First Nation's operations and activities are organized and reported by Fund. Funds were created for the purpose of recording specific activities to attain certain objectives in accordance with special regulations, restrictions or limitations.

Services are provided by departments and their activities are reported in these funds. Certain departments that have been separately disclosed in the segmented information, along with the services they provide, are as follows:

Mississauga First Nation

Notes to Consolidated Financial Statements

March 31, 2018

17. Segmented information (continued)

Social assistance

The social assistance department is responsible for administering assistance payments as well as providing services directed towards members.

Administration

The administration department oversees the delivery of all governmental services. The department is responsible for ensuring that there are adequate policies and procedures in place to safeguard assets and to properly report financial activities. In addition, this department includes the governance activities of chief and council.

Infrastructure maintenance

The infrastructure department provides public services that contribute to community development and sustainability through the provision of operating services such as roads, water and sanitation, fire protection, electrical and community buildings.

Education

The education department provides services to elementary and secondary students primarily by entering into service contracts with provincially funded area school boards, as well as native language study. In addition, the department reimburses tuition costs and provides living and other allowances to students who are attending post-secondary institutions.

Capital

This department is responsible for all capital asset activities occurring in the First Nation during the year, including housing construction and renovations.

Medical and other health services

The community wellness department provides a diverse bundle of services directed towards the well-being of members including such activities as long term care, medical transportation, pre-natal and early childhood care, nursing, health representation, traditional healing, family violence prevention and many other smaller programs designed to enhance the health of members.

Enterprises

Band operated enterprises are activities conducted by the First Nation with the objective of promoting economic self-sufficiency. These activities could include income generated from renting out band-owned equipment, lease income and other projects from time to time.

Other services

The First Nation provides a wide array of other services, including youth employment projects, library, economic development, housing activities, forestry and others.

For each reported segment, revenues and expenses include amounts that are directly attributable to the segment and amounts that are allocated on a reasonable basis. Therefore, certain allocation methodologies are employed in the preparation of segmented financial information, including transfers that have been apportioned based on a percentage of budgeted expenses.

The accounting policies used in these segments are consistent with those followed in the preparation of the consolidated financial statements as disclosed in the summary of significant accounting policies. For additional information see the Consolidated Schedule of Segment Disclosure - Service (Schedule 2).

Mississauga First Nation
Notes to Consolidated Financial Statements

March 31, 2018

18. Budget

The budget adopted by the First Nation was not prepared on a basis consistent with that used to report actual results (Public Sector Accounting Standards). The budget was prepared on a modified accrual basis while Public Sector Accounting Standards now require a full accrual basis. The budget figures anticipated use of reserves to reduce current year expenditures. In addition, the budget expensed all tangible capital expenditures rather than including amortization expense, and expensed principal payments of debt. As a result, the budget figures presented in the statements of operations and change in net financial assets (debt) represent the budget adopted by the First Nation with adjustments as follows:

Budget surplus for the year	\$ 1,245,594
Add:	
Capital expenditures	548,596
Principal portion of loan payments	221,322
Landfill liability expenditures	<u>589,895</u>
Budget surplus per statement of operations	<u>\$ 2,605,407</u>

19. Comparative figures

Comparative figures have been reclassified to conform with current year presentation.

Mississauga First Nation
Schedule 1 - Consolidated Tangible Capital Assets

For the year ended March 31, 2018

	Land	Buildings	Housing	Infrastructure	Roads	Heavy Equipment	Vehicles	Improvements Furniture Equipment	Land	Total
Cost, beginning of year	1	\$ 8,451,188	\$ 7,909,619	\$ 2,785,685	\$ 1,925,096	\$ 335,970	\$ 1,145,481	\$ 714,770	\$	\$ 23,267,810
Additions	-	466,342	-	-	-	13,261	54,871	51,537		586,011
Disposals	-	-	(30,700)	-	-	-	-	-		(30,700)
Cost, end of year	1	8,917,530	7,878,919	2,785,685	1,925,096	349,231	1,200,352	766,307		23,823,121
Accumulated amortization, beginning of year	-	4,863,258	4,306,969	1,723,346	1,551,588	263,447	982,266	319,600		14,010,474
Amortization	-	241,625	257,441	66,233	26,372	9,658	51,711	57,035		710,075
Disposals	-	-	(30,700)	-	-	-	-	-		(30,700)
Accumulated amortization, end of year	-	5,104,883	4,533,710	1,789,579	1,577,960	273,105	1,033,977	376,635		14,689,849
Net carrying amount, end of year	1	\$ 3,812,647	\$ 3,345,209	\$ 996,106	\$ 347,136	\$ 76,126	\$ 166,375	\$ 389,672	\$	\$ 9,133,272

The accompanying notes are an integral part of these consolidated financial statements.

Mississauga First Nation
Schedule 1 - Consolidated Tangible Capital Assets (Continued)

For the year ended March 31, 2017 (comparative figures)

	Land	Buildings	Housing	Infrastructure	Roads	Heavy Equipment	Vehicles	Land Improvements Furniture Equipment	Total
Cost, beginning of year	\$ 1	\$ 8,272,270	\$ 7,940,319	\$ 2,767,665	\$ 1,925,096	\$ 335,970	\$ 1,062,461	\$ 665,133	\$ 22,968,915
Additions	-	178,918	-	18,020	-	-	83,020	49,637	329,595
Disposals	-	-	(30,700)	-	-	-	-	-	(30,700)
Cost, end of year	1	8,451,188	7,909,619	2,785,685	1,925,096	335,970	1,145,481	714,770	23,267,810
Accumulated amortization, beginning of year	-	4,609,548	4,077,772	1,657,113	1,525,217	254,673	930,380	275,449	13,330,152
Amortization	-	253,710	259,897	66,233	26,371	8,774	51,886	44,151	711,022
Disposals	-	-	(30,700)	-	-	-	-	-	(30,700)
Accumulated amortization, end of year	-	4,863,258	4,306,969	1,723,346	1,551,588	263,447	982,266	319,600	14,010,474
Net carrying amount, end of year	\$ 1	\$ 3,587,930	\$ 3,602,650	\$ 1,062,339	\$ 373,508	\$ 72,523	\$ 163,215	\$ 395,170	\$ 9,257,336

The accompanying notes are an integral part of these consolidated financial statements.

Mississauga First Nation

Schedule 2 - Consolidated Segment Disclosure

For the year ended March 31, 2018

	Social Assistance	Administration	Infrastructure Maintenance	Education	Capital	Medical	Enterprises	Other	Consolidated Total
Revenue									
Indigenous Affairs	\$ 3,000	\$ 535,447	\$ 356,429	\$ 2,457,354	\$ 419,809	\$ 76,100	\$ -	\$ 765,382	\$ 4,613,521
Province of Ontario	-	2,837	35,700	166,201	648,332	363,083	-	1,342,676	2,558,829
Government of Canada	-	-	10,000	-	166,033	1,180,695	-	288,828	1,645,556
Band operated enterprises	-	-	-	-	-	-	409,063	184,733	593,796
Other	901,288	132,269	9,956	27,167	-	746,281	182,919	2,052,962	4,052,842
Recovery of prior year funds	-	-	-	(8)	-	3,887	-	(21,481)	(17,602)
	904,288	670,553	412,085	2,650,714	1,234,174	2,370,046	591,982	4,613,100	13,446,942
Expenses									
Salaries, wages and benefits	213,039	793,772	90,023	573,553	-	1,269,319	365,105	1,507,061	4,811,872
Materials and supplies	123,986	122,396	161,927	134,720	105,441	630,913	162,267	690,068	2,131,718
Contracted services	2,492	105,260	194,674	108,953	1,207,133	64,733	345,347	136,997	2,165,589
Rents and financial expenses	473	46,874	725	-	-	16,500	(28,768)	69,136	104,940
External transfers	561,362	-	-	1,753,650	-	-	-	59,052	2,374,064
Travel and training	5,082	96,288	9,061	29,389	-	117,201	2,964	96,473	356,458
Amortization	4,392	7,996	162,781	4,312	-	15,900	276,102	238,592	710,075
Transfers between segments	5,000	(490,895)	(36,200)	44,580	(544,742)	215,572	(238,682)	1,045,367	-
	915,826	681,691	582,991	2,649,157	767,832	2,330,138	884,335	3,842,746	12,654,716
Excess (deficiency) of revenue over expenses	\$ (11,538)	\$ (11,138)	\$ (170,906)	\$ 1,557	\$ 466,342	\$ 39,908	\$ (292,353)	\$ 770,354	\$ 792,226

The accompanying notes are an integral part of these consolidated financial statements.

Mississauga First Nation **Schedule 2 - Consolidated Segment Disclosure**

For the year ended March 31, 2017 (comparative figures)

	Social Assistance	Administration	Infrastructure Maintenance	Education	Capital	Medical	Enterprises	Other	Consolidated Total
Revenue									
Indigenous Affairs	\$ -	\$ 532,340	\$ 367,553	\$ 2,485,947	\$ 181,549	\$ 19,300	\$ 15,000	\$ 396,728	\$ 3,998,417
Province of Ontario	-	-	35,700	133,978	-	295,576	-	1,195,077	1,660,331
Government of Canada	-	-	10,000	-	97,756	1,067,549	-	204,987	1,380,292
Band operated enterprises	-	-	-	-	-	-	412,710	183,645	596,355
Other	850,320	80,325	17,496	31,546	11,530	542,360	181,529	1,381,125	3,096,231
Recovery of prior year funds	-	-	-	1,556	-	(6,640)	-	(2,128)	(7,212)
	850,320	612,665	430,749	2,653,027	290,835	1,918,145	609,239	3,359,434	10,724,414
Expenses									
Salaries, wages and benefits	211,515	772,048	69,925	565,796	-	1,076,783	350,139	1,353,495	4,399,701
Materials and supplies	134,145	120,531	227,028	170,927	119,460	618,879	202,276	404,718	1,997,964
Contracted services	1,934	45,751	149,991	149,541	183,168	(6,850)	317,474	367,674	1,208,683
Rents and financial expenses	4,154	56,675	152	-	-	590	(18,061)	77,344	120,854
External transfers	489,274	-	-	1,727,535	-	-	-	37,669	2,254,478
Travel and training	9,272	143,784	21,634	18,156	-	90,213	5,179	77,612	365,850
Amortization	4,392	7,996	144,127	4,312	-	13,330	274,216	262,649	711,022
Transfers between segments	20,000	(558,234)	(13,032)	(2,200)	(103,520)	98,910	(94,112)	652,188	-
	874,686	588,551	599,825	2,634,067	199,108	1,891,855	1,037,111	3,233,349	11,058,552
Excess (deficiency) of revenue over expenses	\$ (24,366)	\$ 24,114	\$ (169,076)	\$ 18,960	\$ 91,727	\$ 26,290	\$ (427,872)	\$ 126,085	\$ (334,138)

The accompanying notes are an integral part of these consolidated financial statements.