

**Anishinabe of Wauzhushk Onigum Nation**  
**CONSOLIDATED FINANCIAL STATEMENTS**  
**For the year ended March 31, 2021**

**Anishinabe of Wauzhushk Onigum Nation**  
**FINANCIAL STATEMENTS**  
For the Year Ended March 31, 2021

Contents

---

<b>Management's Responsibility for Financial Reporting</b>	<b>2</b>
<b>Independent Auditor's Report</b>	<b>3</b>
<b>Financial Statements</b>	
Consolidated Statement of Financial Position	6
Consolidated Statement of Operations	7
Consolidated Statement of Changes in Net Financial Assets (Debt)	8
Consolidated Statement of Cash Flows	9
Summary of Significant Accounting Policies	10
Notes to Consolidated Financial Statements	13

---

## Management's Responsibility for Financial Reporting

---

The accompanying consolidated financial statements of the Anishinabe of Wauzhushk Onigum Nation are the responsibility of management and have been approved by the Chief and Council of the First Nation.


The consolidated financial statements have been prepared by management in accordance with Canadian public sector accounting standards. Financial statements are not precise since they include certain amounts based on estimates and judgments. When alternative accounting methods exist, management has chosen those it deems most appropriate in the circumstances, in order to ensure that the consolidated financial statements are presented fairly, in all material respects.

The First Nation maintains systems of internal accounting and administrative controls of high quality, consistent with reasonable cost. Such systems are designed to provide reasonable assurance that the financial information is relevant, reliable and accurate and the First Nation's assets are appropriately accounted for and adequately safeguarded.

The First Nation Council is responsible for ensuring that management fulfills its responsibilities for financial reporting and is ultimately responsible for reviewing and approving the consolidated financial statements.

The Chief and Council review the first Nation's financial statements and recommend their approval. The Chief and Council meet periodically with management, as well as the external auditors, to discuss internal controls over the financial reporting issues, to satisfy themselves that each party is properly discharging their responsibilities, and to review the consolidated financial statements and the external auditors' report. The Chief and Council takes this information into consideration when approving the financial statements for issuance to the Members. The Chief and Council also consider the engagement of the external auditors.

The consolidated financial statements have been audited by Prairie Point Chartered Professional Accountants LLP in accordance with Canadian generally accepted auditing standards on behalf of the members. Prairie Point Chartered Professional Accountants LLP has full access to the First Nation Council.



Chief



Councillor



---

## Independent Auditor's report

---

To the Members of  
Anishinabe of Wauzhushk Onigum Nation

### *Qualified Opinion*

We have audited the accompanying consolidated financial statements of Anishinabe of Wauzhushk Onigum Nation and its entities (the Group), which comprise the consolidated statement of financial position as at March 31, 2021 and the consolidated statement of cash flows for the year then ended, and notes to the consolidated financial statements, including a summary of significant accounting policies.

In our opinion, except for the effects and possible effects of the matters described in the *Basis for Qualified Opinion* section of our report, the accompanying consolidated financial statements present fairly, in all material respects, the financial position of the Group as at March 31, 2021, and the results of its operations, its change in net financial assets (debt), and its cash flows for the year then ended in accordance with Canadian public sector accounting standards.

### *Basis for Qualified Opinion*

The Group derives revenue from gaming activities, the completeness of which is not susceptible to satisfactory audit verification due to a lack of dual custody over cash and gaming cards. Accordingly, our verification of these revenues was limited to the amounts recorded in the records of the Group. Therefore, we were not able to determine whether any adjustments might be necessary to gaming revenues, annual surplus (deficit) and cash flows from operations for the year ended March 31, 2021, financial assets as at March 31, 2021 and accumulated surplus as at April 1, 2020 and March 31, 2021.

The Summary of Significant Accounting Policies describes the capitalization policies with respect to the Group's tangible capital assets. For fiscal years commencing on or after January 1, 2009, Section 3150, Tangible Capital Assets requires that capital assets be capitalized and amortized over their estimated useful lives. The Group has not fully adopted these recommendations. Although the Group has recognized certain tangible capital assets and amortization as of the date of the consolidated financial statements, the Group has not gathered the necessary information to be in a position to recognize and disclose a complete inventory of any of its major classes of tangible capital assets, as disclosed in Note 11. Consequently, we were unable to determine whether any adjustments might be necessary to tangible capital assets, accumulated amortization and accumulated surplus as at April 1, 2020 and March 31, 2021 and amortization expense and annual surplus (deficit) for the year ended March 31, 2021.

We conducted our audit in accordance with Canadian generally accepted auditing standards. Our responsibilities under those standards are further described in the Auditors' responsibilities for the Audit of the Consolidated Financial Statements section of our report. We are independent of the Group in accordance with the ethical requirements that are relevant to our audit of the consolidated financial statements in Canada, and we have fulfilled our other ethical responsibilities in accordance with these requirements. We believe that the audit evidence we have obtained is sufficient and appropriate to provide a basis for our qualified opinion.

#### **Responsibilities of Management and Those Charged with Governance for the Consolidated Financial Statements**

Management is responsible for the preparation and fair presentation of these consolidated financial statements in accordance with Canadian public sector accounting standards, and for such internal control as management determines is necessary to enable the preparation of consolidated financial statements that are free from material misstatement, whether due to fraud or error.

In preparing the consolidated financial statements, management is responsible for assessing the Group's ability to continue as a going concern, disclosing, as applicable, matters related to going concern and using the going concern basis of accounting unless management either intends to liquidate the group or to cease operations, or has no realistic alternative but to do so.

Those charged with governance are responsible for overseeing the Group's financial reporting process.

#### **Auditors' Responsibilities for the Audit of the Consolidated Financial Statements**

Our objectives are to obtain reasonable assurance about whether the consolidated financial statements as a whole are free from material misstatement, whether due to fraud or error, and to issue an auditor's report that includes our opinion. Reasonable assurance is a high level of assurance, but is not a guarantee that an audit conducted in accordance with Canadian generally accepted auditing standards will always detect a material misstatement when it exists. Misstatements can arise from fraud or error and are considered material if, individually or in the aggregate, they could reasonably be expected to influence the economic decisions of users taken on the basis of these consolidated financial statements.

As part of an audit in accordance with Canadian generally accepted auditing standards, we exercise professional judgment and maintain professional skepticism throughout the audit. We also:

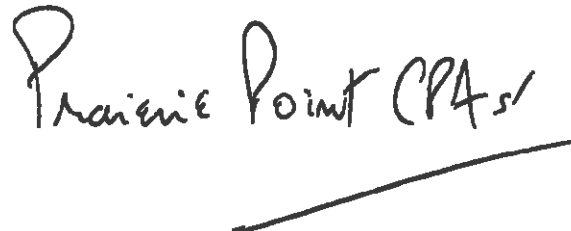
- Identify and assess the risks of material misstatement of the consolidated financial statements, whether due to fraud or error, design and perform audit procedures responsive to those risks, and obtain audit evidence that is sufficient and appropriate to provide a basis for our opinion. The risk of not detecting a material misstatement resulting from fraud is higher than for one resulting from error, as fraud may involve collusion, forgery, intentional omissions, misrepresentations, or the override of internal control.
- Obtain an understanding of internal control relevant to the audit in order to design audit procedures that are appropriate in the circumstances, but not for the purpose of expressing an opinion on the effectiveness of the Group's internal control.
- Evaluate the appropriateness of accounting policies used and the reasonableness of accounting estimates and related disclosures made by management.

- Conclude on the appropriateness of management's use of the going concern basis of accounting and, based on the audit evidence obtained, whether a material uncertainty exists related to events or conditions that may cast significant doubt on the group's ability to continue as a going concern. If we conclude that a material uncertainty exists, we are required to draw attention in our auditors' report to the related disclosures in the consolidated financial statements or, if such disclosures are inadequate, to modify our auditors' report. However, future events or conditions may cause the Group to cease to continue as a going concern.

- Evaluate the overall presentation, structure and content of the consolidated financial statements, including the disclosures, and whether the consolidated financial statements represent the underlying transactions and events in a manner that achieves fair presentation.

- Obtain sufficient appropriate audit evidence regarding the financial information of the entities or business activities within the Group to express an opinion on the consolidated financial statements. We are responsible for the direction, supervision and performance of the group audit. We remain solely responsible for our audit opinion.

We communicate with those charged with governance regarding, among other matters, the planned scope and timing of the audit and significant audit findings, including any significant deficiencies in internal control that we identify during our audit.

A handwritten signature in black ink that reads "Prairie Point CPAs". The signature is written in a cursive, flowing style. Below the signature is a long, slightly curved horizontal line.

Chartered Professional Accountants

Winnipeg, Manitoba  
November 30, 2021

**Anishinabe of Wauzhushk Onigum Nation**  
**Consolidated Statement of Financial Position**

**As at March 31** **2021** **2020**

**Assets**

**Financial Assets**

Cash and Bank (Note 1)	\$ 7,649,318	\$ 3,253,098
Temporary investments (Note 2)	1,740,862	5,639,870
Accounts receivable (Note 3)	1,717,639	1,154,116
Inventory for resale	27,379	26,964
Due from related entity (Note 4)	385,084	123,624
Investment in government business enterprise (Note 5)	4,325,718	4,736,976
Ottawa Trust Funds (Note 8)	51,913	50,927
	<u>15,897,913</u>	<u>14,985,575</u>

**Liabilities**

Bank indebtedness (Note 10)	408,638	444,647
Accounts payable and accrued liabilities (Notes 6)	1,149,311	2,867,599
Deferred revenue (Note 9)	4,492,096	3,947,347
Long-term debt (Note 7)	4,356,587	4,247,887
	<u>10,406,632</u>	<u>11,507,480</u>

**Net Financial Assets (Debt)**

5,491,281 3,478,095

**Commitments (Note 16)**


**Non-Financial Assets**

Prepaid expenses	19,971	19,971
Tangible capital assets (Note 11)	27,807,678	25,676,637
	<u>27,827,649</u>	<u>25,696,608</u>

**Accumulated surplus (Note 12)**

\$ 33,318,930 \$ 29,174,703

Approved on behalf of Council:



Chief



Councillor



Councillor

The accompanying summary of significant accounting policies and notes are an integral part of these financial statements.

**Anishinabe of Wauzhushk Onigum Nation**  
**Consolidated Statement of Operations**

<b>For the year ended March 31</b>	Budget (Unaudited) (Note 17)	<b>2021</b>	<b>2020</b>
<b>Revenue (Note 14)</b>			
Indigenous Services Canada	\$ -	\$ 11,008,876	\$ 15,433,351
Canada Mortgage and Housing Corporation	-	254,190	135,283
Health Canada	-	869,145	1,895,616
Province of Ontario	-	3,886,346	3,459,537
Shooniyya Wa-Biitong	-	68,743	225,985
Ontario First Nations Limited Partnership	-	713,484	734,891
Rent	-	315,223	319,255
Other revenue (Note 15)	-	4,288,891	4,829,444
Net income (loss) from government business enterprise (Note 5)	-	(411,259)	1,080,855
	-	<b>20,993,639</b>	<b>28,114,217</b>
<b>Expenses</b>			
Band support programs	-	1,716,558	684,281
Casino Rama programs	-	600	1,500
Economic development programs	-	428,964	503,862
Social service programs	-	969,595	690,511
Infrastructure programs	-	4,794,177	4,263,866
Training and education programs	-	3,147,602	2,850,427
Health programs	-	3,284,138	2,293,795
Child care	-	809,935	1,035,150
Golden Eagle Charitable Casino and Foundation	-	1,716,543	2,019,666
	-	<b>16,868,112</b>	<b>14,343,058</b>
<b>Annual Surplus</b>	-	<b>4,125,527</b>	<b>13,771,159</b>
<b>Accumulated Surplus, beginning of year</b>	<b>29,174,703</b>	<b>29,174,703</b>	<b>15,383,619</b>
<b>Replacement reserve transfer</b>	-	<b>18,700</b>	<b>19,925</b>
<b>Accumulated Surplus, end of year</b>	<b>\$ 29,174,703</b>	<b>\$ 33,318,930</b>	<b>\$ 29,174,703</b>

The accompanying summary of significant accounting policies and notes are an integral part of these financial statements.



**Anishinabe of Wauzhushk Onigum Nation**  
**Consolidated Statement of Changes in Net Financial Assets (Debt)**

<b>As at March 31</b>	<b>Budget (Unaudited)</b>		<b>2,021</b>	<b>2020</b>
<b>Annual Surplus</b>	\$	-	\$ 4,125,527	\$ 13,771,159
Acquisition of tangible capital assets		-	(2,856,583)	(12,138,218)
Amortization of tangible capital assets		-	725,542	827,774
Use of replacement reserve		-	18,700	19,925
<b>Increase in net financial assets</b>		-	<b>2,013,186</b>	2,480,640
Use of prepaid expenses		-	-	89,862
		-	<b>2,013,186</b>	2,570,502
<b>Net financial assets (debt), beginning of year</b>		<b>3,478,095</b>	<b>3,478,095</b>	907,593
<b>Net financial assets, end of year</b>	\$	<b>3,478,095</b>	\$ <b>5,491,281</b>	\$ 3,478,095

The accompanying summary of significant accounting policies and notes are an integral part of these financial statements.

# Anishinabe of Wauzhushk Onigum Nation

## Consolidated Statement of Cash Flows

For the year ended March 31	2021	2020
<b>Operating activities</b>		
Annual Surplus	\$ 4,125,527	\$ 13,771,159
Items not affecting cash		
Amortization	725,542	827,774
Income from government business enterprise	411,259	(1,080,859)
Changes in non-cash operating balances		
Accounts receivable	(563,523)	6,042,278
Inventory for resale	(415)	6,310
Accounts payable and accrued liabilities	(1,718,288)	1,132,373
Use of replacement reserve	18,700	19,925
Deferred revenue	544,749	(2,702,821)
Ottawa Trust Funds	(986)	(980)
Prepaid expenses	-	89,862
Temporary investments	3,899,008	(5,387,461)
	<u>7,441,573</u>	<u>12,717,560</u>
<b>Financing activities</b>		
Repayment of long term debt	(258,632)	(282,591)
Proceeds from long term debt	367,332	1,154,601
	<u>108,700</u>	<u>872,010</u>
<b>Investing activities</b>		
Net change in loans and advances with related parties	(261,461)	(78,264)
<b>Capital activities</b>		
Purchase of capital assets	(2,856,583)	(12,138,218)
	<u>(2,856,583)</u>	<u>(12,138,218)</u>
<b>Increase in cash</b>	<b>4,432,229</b>	<b>1,373,088</b>
<b>Cash, beginning of year</b>	<b>2,808,451</b>	<b>1,435,363</b>
<b>Cash, end of year</b>	<b>\$ 7,240,680</b>	<b>\$ 2,808,451</b>
<b>Consisting of:</b>		
Cash and Bank	\$ 7,649,318	\$ 3,253,098
Bank indebtedness (note 10)	(408,638)	(444,647)
	<u>\$ 7,240,680</u>	<u>\$ 2,808,451</u>

The accompanying summary of significant accounting policies and notes are an integral part of these financial statements.

---

## Anishinabe of Wauzhushk Onigum Nation Summary of Significant Accounting Policies

**March 31, 2021**

---

**Basis of Accounting** These consolidated financial statements have been prepared in accordance with Canadian public sector accounting standards prescribed for governments as recommended by the Public Sector Accounting Board.

**Reporting Entity and Principles of Consolidation** The Anishinabe of Wauzhushk Onigum Nation (First Nation) reporting entity includes the Anishinabe of Wauzhushk Onigum Nation government and all related entities which are either owned or controlled by the Anishinabe of Wauzhushk Onigum Nation.

All controlled entities are fully consolidated on a line-by-line basis except for commercial enterprises which meet the definition of a government business enterprise, which are included in the consolidated financial statements on a modified equity basis. Inter-organizational balances and transactions are eliminated upon consolidation.

Under the modified equity method of accounting, only Anishinabe of Wauzhushk Onigum Nation's investment in the government business enterprise and the First Nation's portion of the enterprise's net income and other changes in equity are recorded. No adjustment is made for accounting policies of the enterprise that are different from those of Anishinabe of Wauzhushk Onigum Nation and inter-organizational balances and transactions are not eliminated. Ozhushk-Onegaming Corporation is the only government business enterprise.

Organizations consolidated in Anishinabe of Wauzhushk Onigum Nation's financial statements include:

- Golden Eagle Casino and Charitable Entertainment Centre
- Wauzhushk Onigum Foundation
- Kinew Day Care

# Anishinabe of Wauzhushk Onigum Nation Summary of Significant Accounting Policies

March 31, 2021

---

**Revenue Recognition** Revenues are recognized in the period in which the transactions or events occurred that gave rise to the revenues. All revenues are recorded on an accrual basis, except when the accruals cannot be determined with a reasonable degree of certainty or where their estimation is impracticable.

Government transfers are recognized as revenues when the transfer is authorized and any eligibility criteria are met, except to the extent that transfer stipulations give rise to an obligation that meets the definition of a liability. Transfers are recognized as deferred revenue when transfer stipulations give rise to a liability. Transfer revenue is recognized in the statement of operations as the stipulation liabilities are settled.

Contributions, other than government transfers, are deferred when restrictions are placed on their use by the external contributor, and are recognized as revenue when used for the specific purpose.

Revenue related to fees or services received in advance of the fee being earned or the service is performed is deferred and recognized when the fee is earned or service performed.

Gaming revenues are recognized at point of sale.

## **Tangible Capital Assets**

Tangible capital assets are stated at cost less accumulated amortization. Cost includes amounts that are directly related to the acquisition, design, construction, development, improvement or betterment of the assets. Cost includes overhead directly attributable to construction and development, as well as interest cost that are directly attributable to the acquisition or construction of the asset.

Amortization is provided for on a declining balance basis as follows:

Buildings	4%
Infrastructure	4%
Computer equipment	30%
Heavy equipment	30%
Equipment	20%
Automotive and Buses	30%

Certain assets which have historical or cultural value, including work of art, historical documents and historical documents and historical and cultural artifacts, are not recognized as tangible capital assets. Assets under construction are not amortized until the asset is available to be put into service.

## **Measurement Uncertainty**

The preparation of financial statements in accordance with Canadian public sector accounting standards requires management to make assumptions and estimates that have an effect on the reported amounts of assets and liabilities and disclosure at the date of the financial statements and the reported amounts of revenue and expenses during the period. Actual results could be different from those estimates.

## Anishinabe of Wauzhushk Onigum Nation Summary of Significant Accounting Policies

**March 31, 2021**

---

**Measurement  
Uncertainty  
(continued)**

Since March 31, 2020, the outbreak of the novel strain of coronavirus, specifically identified as "COVID-19", has resulted in a widespread health crisis that has affected economies around the world resulting in economic downturn. This outbreak may also cause staff shortages, increased government regulations or interventions, all of which may negatively impact the financial condition and/or results of operations of the First Nation. The duration and impact of the COVID-19 outbreak is still unknown at this time and it is not possible to reliably estimate the length and the severity of these developments.

**Inventory**

Inventories of goods available for resale are recorded at lower of cost and net realizable value.

**Pension Plan**

The First Nation maintains a defined contribution pension plan for its personnel. Expenses for this plan are equal to the First Nation's required contribution for the year.

**Temporary  
Investments**

Temporary investments are recorded at cost, unless the market value has declined below cost, in which case they are written down to market value.

**Anishinabe of Wauzhushk Onigum Nation**  
**Notes to Consolidated Financial Statements**

**March 31, 2021**

**1. Cash and Bank**

	<u>2021</u>	<u>2020</u>
<b>Unrestricted Cash</b>		
Administration	\$ 6,126,006	\$ 1,260,965
Social Services	141,816	142,344
Wauzhushk Onigum Foundation	169,369	310,056
Golden Eagle Charitable Casino and Entertainment Centre	247,817	370,033
Kinew Child Care Centre	145,929	44,823
	<u>6,830,937</u>	<u>2,128,221</u>
<b>Restricted Cash</b>		
Golden Eagle Casino	355,847	354,288
Flood claims	200,554	741,806
CMHC Replacement Reserve	261,980	28,783
	<u>818,381</u>	<u>1,124,877</u>
	<u>\$ 7,649,318</u>	<u>\$ 3,253,098</u>

**2. Temporary Investments**

	<u>2021</u>	<u>2020</u>
Wauzhushk Onigum Foundation:		
GIC, maturing May 2021, interest at 1.25%	\$ 152,262	\$ 150,000
GIC, matured in April 2020, interest at 1.25%	-	88,691
GIC, matured in April 2020, interest at 1.68%	-	182,167
GIC, maturing September 2021, interest at 0.1%	338,137	338,137
GIC, maturing April 2020, interest at 1.68%	1,250,463	4,880,875
	<u>\$ 1,740,862</u>	<u>\$ 5,639,870</u>

**3. Accounts Receivable**

	<u>2021</u>	<u>2020</u>
Indigenous Services Canada	\$ 328,919	\$ 101,546
Health Canada	51,389	16,122
Canada Mortgage Housing Corporation	78,280	72,018
Province of Ontario	370,287	730,664
Other	888,764	233,766
	<u>\$ 1,717,639</u>	<u>\$ 1,154,116</u>

**Anishinabe of Wauzhushk Onigum Nation  
Notes to Consolidated Financial Statements**

**March 31, 2021**

**4. Due from Related Entity**

	2021	2020
Loan receivable from Qzhushk-Onegaming Corporation, a Band controlled entity, repayable \$10,086 monthly including interest 1.0%	\$ 45,360	\$ 45,360
Advances to Ozhushk-Onegaming Corporation, a Band controlled entity, due on demand, with interest 1.0%, unsecured	61,764	78,264
Advances to 2742164 Ontario Limited o/a The Reef Store by the Lake, a Band controlled entity, due on demand, with interest 0%, unsecured	277,960	-
	<b>\$ 385,084</b>	<b>\$ 123,624</b>

**5. Investment in Government Business Enterprise**

	2021	2020
<u>Ozhushk-Onegaming Corporation</u>		
Common share (100% equity interest), at cos	\$ 1	\$ 1
Advances, unsecured, interest at 1.0% per annum, with no fixed payment terms	651,164	651,164
Retained earnings	3,687,985	4,085,811
<u>274164 Ontario Limited o/a The Reef Store by the Lake</u>	1	-
Common share (100% equity interest), at cos	(13,433)	-
Retained earnings (Deficit)	-	-
	<b>\$ 4,325,718</b>	<b>\$ 4,736,976</b>

Summary financial information for Ozhushk-Onegaming Corporation for the year ended March 31, 2021 is as follows:

	2021	2020
Assets	\$ 5,096,228	\$ 5,237,564
Liabilities	1,252,685	1,151,753
Shareholder's equity	3,843,543	4,085,811
Revenues	4,624,563	10,179,437
Net income (loss) for the year	\$ (242,264)	\$ 1,080,855

Summary financial information for Ozhushk-Onegaming Corporation for the year ended

	2021	2020
Assets	\$ 277,763	\$ -
Liabilities	291,195	-
Shareholder's equity	(13,433)	-
Revenues	364,955	-
Net income for the year	\$ (13,433)	\$ -

**6. Accounts Payable and Accrued Liabilities**

	2021	2020
Trade payables	\$ 851,703	\$ 1,020,580
Capital projects payable	-	1,373,142
School boards	297,608	473,877
	<b>\$ 1,149,311</b>	<b>\$ 2,867,599</b>

**Anishinabe of Wauzhushk Onigum Nation**  
**Notes to Consolidated Financial Statements**

**March 31, 2021**

**7. Long term Debt**

	<u>2021</u>	<u>2020</u>
Flood claim advances from Government of Canada, non-interest bearing, maturing at the earlier of March 31, 2023 or the date on which the claims are settled	\$ 844,401	\$ 844,401
Mortgage payable to CMHC, repayable \$2,623 monthly including interest at 2.04%, secured by a Ministerial guarantee, renewing January 2023, maturing December 2032	328,720	353,261
Mortgage payable to CMHC, repayable \$4,304 including interest at 1.05%, secured by a Ministerial guarantee, renewing August 2021, maturing August 2036	734,918	778,633
Mortgage payable to CMHC, repayable \$4,227 including interest at 2.39%, secured by a Ministerial guarantee, renewing February 2023, maturing February 2038	705,835	739,380
Advances CMHC 8 Unit project in progress	1,521,933	1,154,601
Royal Bank loan, repayable \$2,580 monthly, including interest at Royal Bank prime plus 1.92%, secured by specific equipment, maturing May 2022	38,832	67,403
	<b>4,174,639</b>	<b>3,937,679</b>



**Anishinabe of Wauzhushk Onigum Nation**  
**Notes to Consolidated Financial Statements**

**March 31, 2021**

**7. Long Term Debt (continued)**

	<u>2021</u>	<u>2020</u>
Carry-forward	\$ 4,174,639	\$ 3,937,679
Royal Bank loan, repayable \$8,510 monthly including interest at 4.51%, secured by specific equipment, maturing June 2022	122,740	217,190
Royal Bank loan, repayable \$1,450 monthly including interest at 4.48%, secured by specific equipment, maturing June 2022	20,823	36,917
Bus loan payable to DeLage Landen Financial Services Canada Inc., repayable \$1,790 monthly including interest at 7.09%, secured by specific automotive equipment, maturing February 2023	38,385	56,101
	<u>\$ 4,356,587</u>	<u>\$ 4,247,887</u>

The estimated principal repayments on the above long-term debt required over the next five years and thereafter are as follows:

2022	\$ 268,652
2023	160,684
2024	107,025
2025	108,905
2026	110,821
Thereafter	3,600,500
	<u>\$ 4,356,587</u>

**8. Trust Funds Held In Ottawa**

	Opening balance, April 1, 2020	Additions	Closing balance, March 31, 2021
Revenue	\$ 17,977	986	\$ 18,963
Capital	32,950	-	32,950
	<u>\$ 50,927</u>	<u>986</u>	<u>\$ 51,913</u>

The Ottawa Trust accounts arise from monies derived from capital or revenue sources as outlined in Section 62 of the Indian Act. These funds are held in trust in the Consolidated Revenue Fund of the Government of Canada and are subject to audit by the Office of the Auditor General of Canada. These funds are restricted in their use. The Band is permitted to use its revenue for any purpose that will promote the general progress and welfare of the Band and Band members. The expenditures of capital funds requires the consent of Indigenous Services Canada and generally must be for projects of a capital nature.

**Anishinabe of Wauzhushk Onigum Nation**  
**Notes to Consolidated Financial Statements**

**March 31, 2021**

**9. Deferred Revenue**

	Opening balance April 1, 2020	Funding Received	Revenue Recognized	Closing balance March 31, 2021
Indigenous Service Canada:				
Water (capital)	\$ 3,703,050	\$ -	\$ 3,703,050	\$ -
Risk management	-	278,333	203,333	<b>75,000</b>
MTSA - City of Kenora	-	336,060	246,991	<b>89,069</b>
Child and Family Programs	-	118,800	47,880	<b>70,920</b>
First Nation Training	-	5,000	500	<b>4,500</b>
Business Park Business Plan	-	174,900	(25,000)	<b>199,900</b>
Jordan's Principal - KCDSB	158,265	-	158,265	-
Prevention Program	-	225,333	143,549	<b>81,784</b>
CMHC	-	3,851,203	113,511	<b>3,737,692</b>
Shooniyya Wa-biitong	43,653	-	43,653	-
Abinooji Inc	-	62,750	-	<b>62,750</b>
Other	42,379	-	42,379	-
Shooniyya Programs	-	61,600	12,356	<b>49,244</b>
Daycare	-	121,237	-	<b>121,237</b>
	<b>\$ 3,947,347</b>	<b>\$ 4,322,123</b>	<b>\$ 355,448</b>	<b>\$ 4,492,096</b>

**10. Bank Indebtedness**

	2021	2020
General operating account	<b>\$ 408,638</b>	\$ 444,647

The RBC line of credit has a maximum credit capacity of \$200,000 and bears interest at prime plus 1.70% for a total of 4.15%. The unused credit capacity at year-end was \$200,000.

**Anishinabe of Wauzhushk Onigum Nation  
Notes to Financial Statements**

**March 31, 2021**

**11. Capital Assets**

	<b>2021</b>						
	<b>Cost</b>			<b>Accumulated Amortization</b>			
	<b>Opening Balance</b>	<b>Net Additions</b>	<b>Closing Cost</b>	<b>Opening balance</b>	<b>Amortization</b>	<b>Accumulated Amortization</b>	<b>Net Book Value</b>
Land	\$ 49,000	\$ -	\$ 49,000	\$ -	\$ -	\$ -	\$ 49,000
Buildings	20,638,708	2,856,583	23,495,291	8,147,387	468,671	8,616,058	14,879,233
Infrastructure	14,048,033	-	14,048,033	1,634,213	74,236	1,708,449	12,339,584
Heavy equipment	1,061,900	-	1,061,900	770,087	87,544	857,631	204,269
Equipment	1,405,368	-	1,405,368	1,260,666	6,249	1,266,915	138,453
Automotive and buses	976,380	-	976,380	709,580	80,040	789,620	186,760
Computer equipment	80,338	-	80,338	61,157	8,802	69,959	10,379
	<b>\$ 38,259,727</b>	<b>\$ 2,856,583</b>	<b>\$ 41,116,310</b>	<b>\$ 12,583,090</b>	<b>\$ 725,542</b>	<b>\$ 13,308,632</b>	<b>\$ 27,807,678</b>

The net book value of tangible capital assets not being amortized because they are under construction or development or otherwise not yet available for use is \$14,173,401 (2020 - \$11,316,818).

---

## Anishinabe of Wauzhushk Onigum Nation Notes to Consolidated Financial Statements

**March 31, 2021**

---

### 12. Accumulated Surplus

The First Nation segregates its accumulated surplus into the following categories:

	<u>2021</u>	<u>2020</u>
Current funds	\$ 5,321,545	\$ 3,327,059
Investment in capital assets	27,807,678	25,676,637
Replacement reserve	189,707	171,007
	<u>\$ 33,318,930</u>	<u>\$ 29,174,703</u>

The investment in Capital assets represents amounts already spent and invested in capital assets.

Current funds represents the general activities of the First Nation.

Replacement reserve: Under agreements with CMHC, the First Nation is required to establish a replacement reserve, perpetuated by an annual allocation of funds to ensure replacement of buildings financed by CMHC.

In accordance with the terms of the agreements, CMHC reserve monies must be held or invested only in accounts or instruments guaranteed by the Canada Deposit Insurance Corporation or as otherwise approved by CMHC. Reserve withdrawals are credited first to interest and then to principal. The replacement reserve is currently unfunded.

### 13. Defined Contribution Pension Plan

The expense for the First Nation's pension plan for the year was \$21,754 (2020 - \$17,287). The plan is funded equally by the organization and the First Nation's employees at rates determined by the employees as a percentage of the employee's salary. The funds are invested in segregated funds as directed by the First Nation's individual employees' investment directives.

**Anishinabe of Wauzhushk Onigum Nation**  
**Notes to Consolidated Financial Statements**

**March 31, 2021**

**14. Government Transfers**

	<b>2021</b>			<b>2020</b>		
	Operating	Capital	Total	Operating	Capital	Total
Federal						
ISC	\$ 8,420,206	\$ 2,588,670	\$ 11,008,876	\$ 4,903,968	\$ 10,529,383	\$ 15,433,351
Health Canada	869,145	-	869,145	1,895,616	-	1,895,616
CMHC	615,260	-	615,260	135,283	-	135,283
	<u>9,904,611</u>	<u>2,588,670</u>	<u>12,493,281</u>	<u>6,934,867</u>	<u>10,529,383</u>	<u>17,464,250</u>
Provincial	3,886,346	-	3,886,346	1,811,534	1,648,003	3,459,537
	<u>\$ 13,790,957</u>	<u>\$ 2,588,670</u>	<u>\$ 16,379,627</u>	<u>\$ 8,746,401</u>	<u>\$ 12,177,386</u>	<u>\$ 20,923,787</u>

**ISC and Health Canada funding per confirmation:**

Funding per confirmation	\$ 8,514,048
Opening deferred revenue	3,847,346
Ending deferred revenue	(521,173)
Add item not recorded in confirmation - Health Canada November 2020 regarding JP - Tuition	37,800

**ISC and Health Canada funding per financial statements** **\$ 11,878,021**

**Allocation per financial statements**

ISC	\$ 11,008,876
Health Canada	869,145
	<u><b>\$ 11,878,021</b></u>

**15. Other Revenues**

	<b>2021</b>	<b>2020</b>
Non-government grants	\$ -	\$ 690,600
Interest revenue	19,740	95,058
Gaming revenues	1,015,051	2,342,795
Contributions from government business enterprise	416,418	245,645
Other	2,837,682	1,455,346
	<u><b>\$ 4,288,891</b></u>	<u><b>\$ 4,829,444</b></u>

**16. Commitments**

In March 2019, the First Nation committed to a Canada Mortgage and Housing Corporation mortgage to a maximum of \$2,032,000 for the construction of additional housing. Advances of \$367,332 (2020 - \$1,154,601) were received during the year for a total year to date balance at March 31, 2021 \$1,521,933 (2020 - \$1,154,601).

---

**Anishinabe of Wauzhushk Onigum Nation**  
**Notes to Consolidated Financial Statements**

**March 31, 2021**

---

**17. Budget**

The budget approved by Chief and Council was not prepared on a consolidated basis and does not include all of the activities of the First Nation. As a result, the budget presented in the consolidated statement of operations combines only the program budgets that were available. The program budgets approved by Chief and Council were not prepared on a basis consistent with that used to report actual financial statements results (Public Sector Accounting Standards). The budgets were prepared on a modified accrual basis while Public Sector Accounting Standards require a full accrual basis. The budget amounts are unaudited.

**18. Segmented Information**

Anishinabe of Wauzhushk Onigum Nation is a diversified local government that provides a wide range of services to its citizens and members, including band support, economic development, social services, infrastructure, training and education, health, child care and commercial enterprises. The Casino Rama segment includes the use of funds received under Ontario First Nations Limited Partnership agreements.

For each reported segment, revenues and expenses represent both amounts that are directly attributable to the segment and amounts that are allocated on a reasonable basis. Therefore, certain allocation methodologies are employed in the preparation of segmented financial information. Operations and maintenance fee allocations have been made to each building based on a percentage of overall maintenance costs. Administration fees, based on a percentage of revenues, have been allocated to programs where permitted by the funder.

**Anishinabe of Wauzhushk Onigum Nation  
Notes to Financial Statements**

**March 31, 2021**

**11. Capital Assets - continued**

	<b>2020</b>							
	<b>Cost</b>			<b>Accumulated Amortization</b>				
	<b>Opening Balance</b>	<b>Net Additions</b>	<b>Closing Cost</b>	<b>Opening balance</b>	<b>Amortization</b>	<b>Accumulated Amortization</b>	<b>Net Book Value</b>	
Land	\$ 49,000	\$ -	\$ 49,000	\$ -	\$ -	\$ -	\$ 49,000	
Buildings	19,347,039	1,291,669	20,638,708	7,668,527	478,860	8,147,387	12,491,321	
Infrastructure	3,282,806	10,765,227	14,048,033	1,561,797	72,416	1,634,213	12,413,820	
Heavy equipment	1,061,900	-	1,061,900	645,024	125,063	770,087	291,813	
Equipment	1,340,220	65,148	1,405,368	1,230,188	30,478	1,260,666	144,702	
Automotive and buses	976,380	-	976,380	595,238	114,342	709,580	266,800	
Computer equipment	64,166	16,172	80,338	54,542	6,615	61,157	19,181	
	<b>\$ 26,121,511</b>	<b>\$ 12,138,216</b>	<b>\$ 38,259,727</b>	<b>\$ 11,755,316</b>	<b>\$ 827,774</b>	<b>\$ 12,583,090</b>	<b>\$ 25,676,637</b>	

**Anishinabe of Wauzhushk Onigum Nation**  
**Segmented Disclosure**  
**For the year ended March 31, 2021**

	Band Support	Casino Rama	Economic Development	Social Services	Infrastructure	Training and Education	Health	Children	Investment In Entities	Golden Eagle & Foundation	Consolidated 2021
<b>Revenue</b>											
Government transfers	\$ 363,638	\$ -	\$ 204,500	\$ 945,315	\$ 7,944,711	\$ 3,148,100	\$ 2,906,167	\$ 689,928	\$ -	\$ -	\$ 16,202,359
Net income from government business enterprise	-	-	-	-	-	-	-	-	(411,259)	1,014,435	603,176
Other	1,081,262	714,100	395,377	-	520,224	64,082	828,406	120,007		463,660	4,187,118
	<b>1,444,900</b>	<b>714,100</b>	<b>599,877</b>	<b>945,315</b>	<b>8,464,935</b>	<b>3,212,182</b>	<b>3,734,573</b>	<b>809,935</b>	<b>(411,259)</b>	<b>1,478,095</b>	<b>20,992,653</b>
<b>Expense</b>											
Amortization	702,610	-	-	-	14,130	-	-	-	-	8,802	725,542
Salaries and benefits	273,562	-	72,404	50,059	479,950	680,950	1,596,592	510,626	-	650,570	4,314,713
Other expenses	740,386	600	356,560	919,536	4,300,097	2,466,652	1,687,546	299,309	-	1,057,171	11,827,857
	<b>1,716,558</b>	<b>600</b>	<b>428,964</b>	<b>969,595</b>	<b>4,794,177</b>	<b>3,147,602</b>	<b>3,284,138</b>	<b>809,935</b>	<b>-</b>	<b>1,716,543</b>	<b>16,868,112</b>
<b>Excess of revenue (expense)</b>	<b>(271,658)</b>	<b>713,500</b>	<b>170,913</b>	<b>(24,280)</b>	<b>3,670,758</b>	<b>64,580</b>	<b>450,435</b>	<b>-</b>	<b>-</b>	<b>(238,448)</b>	<b>4,124,541</b>
<b>Transfer from (to) other segments</b>	<b>-</b>	<b>(630,648)</b>	<b>87,283</b>	<b>24,280</b>	<b>620,004</b>	<b>-</b>	<b>(100,919)</b>	<b>-</b>	<b>-</b>	<b>-</b>	<b>-</b>
<b>Excess of revenue (expense) for the year</b>	<b>\$ (271,658)</b>	<b>\$ 82,852</b>	<b>\$ 258,196</b>	<b>\$ -</b>	<b>\$ 4,290,762</b>	<b>\$ 64,580</b>	<b>\$ 349,516</b>	<b>\$ -</b>	<b>\$ (411,259)</b>	<b>\$ (238,448)</b>	<b>\$ 4,124,541</b>

-



**Anishinabe of Wauzhushk Onigum Nation**  
**Segmented Disclosure**  
**For the year ended March 31, 2020**

	Band Support	Casino Rama	Economic Development	Social Services	Infrastructure	Training and Education	Health	Children	Golden Eagle & Foundation	Consolidated 2020
<b>Revenue</b>										
Government transfers	\$ 420,487	\$ -	\$ 77,410	\$ 703,289	\$ 13,631,528	\$ 2,767,395	\$ 2,515,261	\$ 808,417	\$ -	\$ 20,923,787
Net income from government business enterprise	-	-	-	-	-	-	-	-	1,080,855	1,080,855
Other	447,885	734,942	740,583	-	219,291	465,246	554,415	260,918	2,686,295	6,109,575
	<u>868,372</u>	<u>734,942</u>	<u>817,993</u>	<u>703,289</u>	<u>13,850,819</u>	<u>3,232,641</u>	<u>3,069,676</u>	<u>1,069,335</u>	<u>3,767,150</u>	<u>28,114,217</u>
<b>Expense</b>										
Amortization	-	-	-	-	795,512	-	-	-	-	795,512
Debt servicing	-	-	-	-	33,933	-	-	-	-	33,933
Salaries and benefits	303,349	-	33,423	41,847	503,566	576,894	470,931	500,852	869,747	3,300,609
Other expenses	380,932	1,500	470,439	648,664	2,930,855	2,273,533	1,822,864	534,298	1,149,919	10,213,004
	<u>684,281</u>	<u>1,500</u>	<u>503,862</u>	<u>690,511</u>	<u>4,263,866</u>	<u>2,850,427</u>	<u>2,293,795</u>	<u>1,035,150</u>	<u>2,019,666</u>	<u>14,343,058</u>
<b>Excess of revenue (expense)</b>	184,091	733,442	314,131	12,778	9,586,953	382,214	775,881	34,185	1,747,484	13,771,159
<b>Transfer from (to) other segments</b>	-	(996,303)	497,574	-	585,729	-	-	-	(87,000)	-
<b>Excess of revenue (expense) for the year</b>	\$ 184,091	\$ (262,861)	\$ 811,705	\$ 12,778	\$ 10,172,682	\$ 382,214	\$ 775,881	\$ 34,185	\$ 1,660,484	\$ 13,771,159