

Financial Statements of

**WAHTA MOHAWKS**

Year ended March 31, 2018

# WAHTA MOHAWKS

Financial Statement Index

Year ended March 31, 2018

---

	Page
Management's Responsibility for Financial Reporting	
Independent Auditors' Report	
Statement of Financial Position	1
Statement of Operations and Accumulated Surplus	2
Statement of Changes in Net Financial Assets	3
Statement of Cash Flows	4
Notes to Financial Statements	5 - 16

## MANAGEMENT'S RESPONSIBILITY FOR FINANCIAL REPORTING

The accompanying financial statements of the Wahta Mohawks are the responsibility of management and have been approved by Chief and Council.


The financial statements have been prepared by management in accordance with Canadian generally accepted accounting principles. Financial statements are not precise since they include certain amounts based on estimates and judgments. When alternative accounting methods exist, management has chosen those it deems most appropriate in the circumstances, in order to ensure that the financial statements are presented fairly, in all material respects.

The Wahta Mohawks maintains a system of internal accounting and administrative controls. Such systems are designed to provide reasonable assurance that the financial information is relevant, reliable and accurate and the assets are appropriately accounted for and adequately safeguarded.

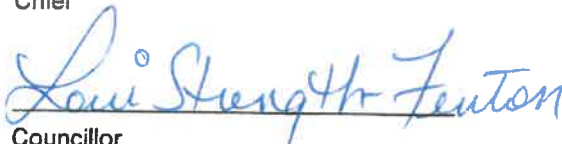
The Chief and Council are responsible for ensuring that management fulfills its responsibilities for financial reporting and are ultimately responsible for reviewing and approving the financial statements.

The Chief and Council review the Wahta Mohawks' financial statements and recommend their approval. The Chief and Council meet periodically to discuss and to review the annual report, the financial statements and the external auditors' report. The Chief and Council takes this information into consideration when approving the financial statements for issuance to the Members. The Chief and Council also consider the engagement of the external auditors.

The financial statements have been audited by KPMG LLP in accordance with Canadian generally accepted auditing standards on behalf of the Wahta Mohawks.



Chief



Councillor

\_\_\_\_\_

Councillor



Councillor

\_\_\_\_\_

Councillor



KPMG LLP  
Claridge Executive Centre  
144 Pine Street  
Sudbury Ontario P3C 1X3  
Canada  
Telephone (705) 675-8500  
Fax (705) 675-7586

## INDEPENDENT AUDITORS' REPORT

To the Members of the Wahta Mohawks

We have audited the accompanying financial statements of the Wahta Mohawks which comprise the statement of financial position as at March 31, 2018, the statements of operations and accumulated surplus, changes in net financial assets and cash flows for the year then ended, and notes, comprising a summary of significant accounting policies and other explanatory information.

### *Management's Responsibility for the Financial Statements*

Management is responsible for the preparation and fair presentation of these financial statements in accordance with Canadian public sector accounting standards and for such internal control as management determines is necessary to enable the preparation of financial statements that are free from material misstatement, whether due to fraud or error.

### *Auditors' Responsibility*

Our responsibility is to express an opinion on these financial statements based on our audit. We conducted our audit in accordance with Canadian generally accepted auditing standards. Those standards require that we comply with ethical requirements and plan and perform the audit to obtain reasonable assurance about whether the financial statements are free from material misstatement.

An audit involves performing procedures to obtain audit evidence about the amounts and disclosures in the financial statements. The procedures selected depend on our judgement, including the assessment of the risks of material misstatement of the financial statements, whether due to fraud or error. In making those risk assessments, we consider internal control relevant to the entity's preparation and fair presentation of the financial statements in order to design audit procedures that are appropriate in the circumstances, but not for the purpose of expressing an opinion on the effectiveness of the entity's internal control. An audit also includes evaluating the appropriateness of accounting policies used and the reasonableness of accounting estimates made by management, as well as evaluating the overall presentation of the financial statements.

We believe that the audit evidence we have obtained is sufficient and appropriate to provide a basis for our audit opinion.



Page 2

*Opinion*

In our opinion, these financial statements present fairly, in all material respects, the financial position of the Wahta Mohawks as at March 31, 2018 and its results of operations, its changes in net financial assets and its cash flows for the year then ended in accordance with Canadian public sector accounting standards.

*KPMG LLP*

Chartered Professional Accountants, Licensed Public Accountants

Sudbury, Canada

July 25, 2018

# WAHTA MOHAWKS

## Statement of Financial Position

March 31, 2018, with comparative information for 2017

	2018	2017
<b>Financial assets</b>		
Cash	\$ 4,484,815	\$ 2,910,732
Accounts receivable (note 2)	753,673	1,098,135
Note receivable (note 3)	20,000	-
Investments (note 4)	25,218,421	24,454,074
Investment in Wahta Economic Development Partnership (note 5)	110	-
Consolidated revenue funds	3,164,058	3,060,341
	<u>33,641,077</u>	<u>31,523,282</u>
<b>Financial liabilities</b>		
Accounts payable and accrued liabilities	534,652	371,998
Deferred revenue (note 6)	490,011	451,736
	<u>1,024,663</u>	<u>823,734</u>
Net financial assets	32,616,414	30,699,548
<b>Non-financial assets</b>		
Tangible capital assets (note 8)	6,661,999	6,501,363
Prepaid expenses	42,423	21,451
Inventory (note 9)	48,848	404,079
	<u>6,753,270</u>	<u>6,926,893</u>
<b>Contingent liabilities (note 11)</b>		
Accumulated surplus (note 10)	\$ 39,369,684	\$ 37,626,441

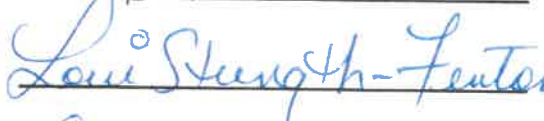
See accompanying notes to financial statements.

On behalf of the First Nation:

Chief

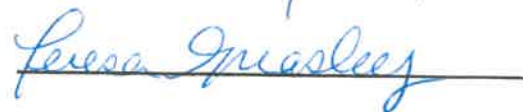


Councillor



Councillor

Councillor



Councillor

# WAHTA MOHAWKS

## Statement of Operations and Accumulated Surplus

Year ended March 31, 2018, with comparative information for 2017

	2018 Budget (note 12)	2018 Actual	2017 Actual
Revenue:			
Government transfers - Provincial	\$ 1,551,832	\$ 955,046	\$ 504,756
- Federal	3,423,946	2,326,959	1,900,005
Investment income (note 7)	400,000	1,025,221	1,383,438
Grants and subsidies	475,157	424,382	377,932
Rental income	85,208	121,084	81,009
Business operation	-	144,356	477,418
Other	1,306,408	1,739,046	1,809,221
	7,242,551	6,736,094	6,533,779
Expenses:			
Band Administration	1,404,852	537,415	787,624
Health Services	875,724	930,838	798,816
Community Infrastructure	546,628	753,255	569,736
Education	643,838	834,445	669,506
Community and Economic Development	1,714,374	931,034	584,956
Investments	-	107,635	104,709
Social Assistance	159,550	259,640	168,192
Community Property	4,146,262	163,257	264,102
Business Operations	12,117	475,332	1,108,315
	9,503,345	4,992,851	5,055,956
Excess (deficiency) of revenue over expenses	(2,260,794)	1,743,243	1,477,823
Accumulated surplus, beginning of year	37,626,441	37,626,441	36,148,618
Accumulated surplus, end of year	\$ 35,365,647	\$ 39,369,684	\$ 37,626,441

See accompanying notes to financial statements.

# WAHTA MOHAWKS

## Statement of Changes in Net Financial Assets

Year ended March 31, 2018, with comparative information for 2017

	2018 Budget (note 12)	2018 Actual	2017 Actual
Excess of revenue over expenses	\$ (2,260,794)	\$ 1,743,243	\$ 1,477,823
Acquisition of tangible capital assets	-	(515,602)	(432,057)
Impairment of tangible capital assets	-	-	133,448
Disposal of tangible capital assets	-	5,223	-
Amortization of tangible capital assets	349,743	349,743	359,665
	(1,911,051)	1,582,607	1,538,879
Acquisition of prepaid expenses	-	(42,423)	(21,451)
Use of prepaid expenses	-	21,451	51,921
Production of inventory	-	(48,848)	(404,079)
Use of inventory	-	404,079	614,630
Change in net financial assets	(1,911,051)	1,916,866	1,779,900
Net financial assets, beginning of year	30,699,548	30,699,548	28,919,648
Net financial assets, end of year	\$ 28,788,497	\$ 32,616,414	\$ 30,699,548

See accompanying notes to financial statements.



# WAHTA MOHAWKS

## Statement of Cash Flows

Year ended March 31, 2018, with comparative information for 2017

	2018 Actual	2017 Actual
Cash flows from operating activities:		
Excess of revenue over expenses	\$ 1,743,243	\$ 1,477,823
Adjustment for:		
Impairment of tangible capital assets	-	133,448
Gain on disposal of tangible capital assets	(15,077)	-
Amortization of tangible capital assets	349,743	359,665
	2,077,909	1,970,936
Change in non-cash working capital:		
Decrease (increase) in accounts receivable	344,462	(390,796)
Decrease in inventory	355,231	210,551
Decrease (increase) in prepaid expenses	(20,972)	30,472
Increase in deferred revenue	38,275	398,315
Increase in accounts payable and accrued liabilities	162,654	19,994
	2,957,559	2,239,472
Cash flows from investing activities:		
Increase in consolidated revenue funds	(103,717)	(55,703)
Purchase of tangible capital assets	(515,602)	(432,057)
Proceeds on disposal of tangible capital assets	20,300	-
Issuance of note receivable	(20,000)	-
Investment in Wahta Economic Development Partnership	(110)	-
Increase in investments	(764,347)	(1,254,592)
	(1,383,476)	(1,742,352)
Net increase in cash	1,574,083	497,120
Cash, beginning of year	2,910,732	2,413,612
Cash, end of year	\$ 4,484,815	\$ 2,910,732

See accompanying notes to financial statements.

# WAHTA MOHAWKS

## Notes to Financial Statements

Year ended March 31, 2018

Wahta Mohawks (the "First Nation"), administers programs and performs services as contracted with various funding agencies for the benefit of its members.

### 1. Basis of presentation and significant accounting policies:

The financial statements of the First Nation are the representation of management and have been prepared in accordance with Canadian generally accepted accounting principles for local governments as recommended by the Public Sector Accounting Board ("PSAB") of the Chartered Professional Accountants of Canada. The following is a summary of the significant accounting policies followed in the preparation of these financial statements:

#### (a) Reporting entity:

The reporting entity is comprised of all committees and related entities under the control of Chief and Council which includes the following entities:

- Wahta Economic Development GP Inc.
- Wahta Economic Development LP
- Wahta Signs Inc.

The above entities are accounted for on the modified equity basis. Under the modified equity basis, the entity's accounting principles are not adjusted to conform with those of the First Nation and inter-organizational transactions and balances are not eliminated.

#### (b) Revenue recognition:

Revenue is recognized as it becomes receivable under the terms of applicable funding agreements. Funding received under funding arrangements which relate to a subsequent fiscal period is reflected as deferred revenue in the year of receipt and classified as such on the statement of financial position.

#### (c) Tangible capital assets:

Tangible capital assets are recorded at cost which includes amounts that are directly attributable to acquisition, construction, development or betterment of the asset. The cost, less residual value, of the tangible capital assets, excluding land are amortized on a straight-line basis over their estimated useful lives as follows:

Asset	Useful Life - Years
Land improvements	25 years
Buildings and improvements	25 - 40 years
Infrastructure	20 - 40 years
Machinery and equipment	10 - 15 years
Furniture, computers and fixtures	7 - 15 years

Annual amortization is charged in the year of acquisition and in the year of disposal. Assets under construction are not amortized until the asset is available for productive use.

# WAHTA MOHAWKS

## Notes to Financial Statements

Year ended March 31, 2018

---

### 1. Basis of presentation and significant accounting policies (continued):

#### (d) Consolidated revenue funds:

Consolidated revenue funds are comprised of funds held in Ottawa Trust accounts and arise from monies derived from capital or revenue sources as outlined in Section 62 of the Indian Act. These funds are held in trust in the Consolidated Revenue Fund of the Government of Canada. The management of these funds is primarily governed by Sections 63 to 69 of the Indian Act.

#### (e) Prior year funding adjustments:

The First Nation has entered into accountable contribution arrangements with several government funding agencies. All such programs are subject to audit by the various governments, with audit adjustments repayable to the governments. Adjustments are recorded in the year during which the adjustments are made.

#### (f) Inventories:

Inventories are comprised of crushed gravel, frozen cranberries and cranberry juice. Inventories are stated at the lower of average cost and net realizable value. Cost comprises all costs to purchase, convert and any other costs in bringing the inventories to their present location and condition.

#### (g) Use of estimates:

The preparation of financial statements requires management to make estimates and assumptions that affect the reported amounts of assets and liabilities and disclosure of contingent assets and liabilities at the date of the financial statements and the reported amounts of revenues and expenses during the reporting periods. Significant items subject to such estimates and assumptions include the carrying amount of capital assets and valuation allowances for receivables. These estimates are reviewed periodically, and, as adjustments become necessary, they are reported in earnings in the year in which they become known.

In addition, the First Nation's implementation of the Public Sector Accounting Handbook PS3150 has required management to make estimates of historical cost and useful lives of tangible capital assets.

Actual results could differ from these estimates.

# WAHTA MOHAWKS

## Notes to Financial Statements

Year ended March 31, 2018

### 2. Accounts receivable:

	2018	2017
Member loans and advances	\$ 39,284	46,592
Association of Iroquois and Allied Indians	23,531	96,544
Indigenous and Northern Affairs Canada	316,170	533,588
Canada Mortgage and Housing Corporation	51,900	76,028
Health Canada	—	8,447
Canada Revenue Agency	26,401	67,759
Business customers	91	72,195
Hydro One Networks	88,620	68,675
Ministry of Community and Social Services	19,342	—
Ministry of Education	63,081	—
Ministry of Indigenous Relations and Reconciliation	18,700	—
Other	136,271	148,302
Allowance for doubtful accounts	(29,718)	(19,995)
	\$ 753,673	1,098,135

### 3. Note receivable:

The First Nation issued a non-interest bearing note receivable to Wahta Signs Inc. The note receivable has no specified terms of repayment.

### 4. Investments:

2018	Cost	Market	Carrying Value
Scotia Asset Management			
- Cash	\$ 13,975	13,975	13,975
- Common shares	5,179,907	6,660,733	5,179,907
- Mutual funds	20,006,153	20,883,730	20,006,153
USC Education Savings Plan	18,386	18,386	18,386
	\$ 25,218,421	27,576,824	25,218,421

2017	Cost	Market	Carrying Value
Scotia Asset Management			
- Cash	\$ 17,578	17,578	17,578
- Common shares	5,221,075	6,890,222	5,221,075
- Mutual funds	19,195,472	20,063,974	19,195,472
USC Education Savings Plan	19,949	19,949	19,949
	\$ 24,454,074	26,991,723	24,454,074

# WAHTA MOHAWKS

Notes to Financial Statements

Year ended March 31, 2018

## 5. Investment in Wahta Economic Development Partnership:

The First Nation has a 100% equity interest in Wahta Economic Development Corp GP Inc. ("WEDGP") and 99.99% equity interest in the limited partner Wahta Economic Development Limited Partnership ("WEDLP"). As of March 31, 2018, WEDGP and WEDLP had not commenced operating activities.

## 6. Deferred revenue:

	2018	2017
Hydro One Networks Inc.	\$ 29,631	\$ 29,631
Right to play: MAA	—	3,849
Education: INAC	94,286	40,209
Community and economic development: INAC	—	90,000
Community infrastructure: INAC	2,149	281,793
Social assistance: INAC	52,092	—
Community property: INAC	276,140	—
One-time: AIAI	20,059	—
Other	15,654	6,254
	<b>\$ 490,011</b>	<b>\$ 451,736</b>

## 7. Investment income:

	Interest and Dividends	Investment Gain	2018 Total
Scotia Asset Management	\$ 861,380	115,881	977,261
Scotiabank	47,960	—	47,960
	<b>\$ 909,340</b>	<b>115,881</b>	<b>1,025,221</b>

	Interest and Dividends	Investment Gain	2017 Total
Scotia Asset Management	\$ 786,444	572,230	1,358,674
Scotiabank	24,764	—	24,764
	<b>\$ 811,208</b>	<b>572,230</b>	<b>1,383,438</b>

# WAHTA MOHAWKS

Notes to Financial Statements

Year ended March 31, 2018

## 8. Tangible capital assets:

Cost	Balance at March 31, 2017	Additions	Adjustments	Balance at March 31, 2018
Buildings	\$ 4,695,225	33,200	-	4,728,425
Computers	128,606	59,779	-	188,385
Vehicles	539,814	46,079	-	585,893
Roads	3,375,529	3,968	-	3,379,497
Equipment and furniture	1,838,588	46,991	(22,482)	1,863,097
Water and sewer	92,327	-	-	92,327
Housing	983,819	-	-	983,819
Land improvements	1,010,751	38,540	-	1,049,291
Construction-in-progress	105,319	287,044	-	392,363
<b>Total</b>	<b>\$ 12,769,978</b>	<b>515,601</b>	<b>(22,482)</b>	<b>13,263,097</b>

Accumulated Amortization	Balance at March 31, 2017	Disposals	Amortization	Balance at March 31, 2018
Buildings	\$ 1,974,959	-	125,392	2,100,351
Computers	80,412	-	19,941	100,353
Vehicles	304,250	-	48,085	352,335
Roads	1,597,563	-	82,416	1,679,979
Equipment and furniture	1,412,945	(17,258)	45,357	1,441,044
Water and sewer	18,427	-	2,308	20,735
Housing	454,216	-	26,242	480,458
Land improvements	425,843	-	-	425,843
Construction-in-progress	-	-	-	-
<b>Total</b>	<b>\$ 6,268,615</b>	<b>(17,258)</b>	<b>349,741</b>	<b>6,601,098</b>

	Net book value, March 31, 2017	Net book value, March 31, 2018
Buildings	\$ 2,720,266	2,628,074
Computers	48,194	88,032
Vehicles	235,564	233,558
Roads	1,777,966	1,699,518
Equipment and furniture	425,643	422,053
Water and sewer	73,900	71,592
Housing	529,603	503,361
Land improvements	584,908	623,448
Construction-in-progress	105,319	392,363
<b>Total</b>	<b>\$ 6,501,363</b>	<b>6,661,999</b>

# WAHTA MOHAWKS

Notes to Financial Statements

Year ended March 31, 2018

## 8. Tangible capital assets (continued):

Cost	Balance at March 31, 2016	Additions	Disposals	Balance at March 31, 2017
Buildings	\$ 4,098,426	596,799	-	4,695,225
Computers	104,015	24,591	-	128,606
Vehicles	500,814	39,000	-	539,814
Roads	3,189,162	186,367	-	3,375,529
Equipment and furniture	1,710,185	148,337	(19,934)	1,838,588
Water and sewer	92,327	-	-	92,327
Housing	983,819	-	-	983,819
Land improvements	1,132,365	-	(121,614)	1,010,751
Construction-in-progress	660,256	105,319	(660,256)	105,319
<b>Total</b>	<b>\$ 12,471,369</b>	<b>1,100,413</b>	<b>(801,804)</b>	<b>12,769,978</b>

Accumulated Amortization	Balance at March 31, 2016	Disposals	Amortization	Balance at March 31, 2017
Buildings	\$ 1,843,549	-	131,410	1,974,959
Computers	67,656	-	12,756	80,412
Vehicles	265,419	-	38,831	304,250
Roads	1,518,093	-	79,470	1,597,563
Equipment and furniture	1,366,196	-	46,749	1,412,945
Water and sewer	16,119	-	2,308	18,427
Housing	427,973	-	26,243	454,216
Land improvements	403,945	-	21,898	425,843
Construction-in-progress	-	-	-	-
<b>Total</b>	<b>\$ 5,908,950</b>	<b>-</b>	<b>359,665</b>	<b>6,268,615</b>

	Net book value, March 31, 2016	Net book value, March 31, 2017
Buildings	\$ 2,254,877	2,720,266
Computers	36,359	48,194
Vehicles	235,395	235,564
Roads	1,671,069	1,777,966
Equipment and furniture	343,989	425,643
Water and sewer	76,208	73,900
Housing	555,846	529,603
Land improvements	728,420	584,908
Construction-in-progress	660,256	105,319
<b>Total</b>	<b>\$ 6,562,419</b>	<b>6,501,363</b>

# WAHTA MOHAWKS

## Notes to Financial Statements

Year ended March 31, 2018

### 9. Inventory:

	2018	2017
Crushed gravel	\$ 43,075	53,073
Frozen cranberries	2,154	79,052
Cranberry juice	279,720	394,430
Adjustment to net realizable value	(276,101)	(122,476)
	\$ 48,848	404,079

### 10. Accumulated surplus:

The allocation of the accumulated surplus between the various funds is as follows:

	2018	2017
Surplus:		
Invested in tangible capital assets	\$ 6,542,891	6,390,298
Other	22,119,026	21,237,175
Business enterprises	(4,439,014)	(4,108,038)
Total surplus	24,222,903	23,519,435
Reserves	15,146,781	14,107,006
	\$ 39,369,684	37,626,441

### 11. Contingent liabilities:

- (a) Indigenous and Northern Affairs Canada has guaranteed loans to various members in the amount of \$735,542 (2017 - \$870,269). If any loans are in default and require payment by the Department, the amount paid will be charged back to the First Nation.
- (b) The First Nation is the defendant in a small claims case where the plaintiff is claiming damages amounting to \$25,000. The likelihood as to the occurrence of a future liability is not known, as a result, no provision has been made in the financial statements.



# WAHTA MOHAWKS

## Notes to Financial Statements

Year ended March 31, 2018

### 12. Budget information:

The budget data presented in these consolidated financial statements is based upon the operating and capital budgets approved by Council. The reconciliation of the approved budget to the budget figures reported on these consolidated financial statements is listed below.

Approved revenue budget:	
Total revenues per budget	\$ 7,242,551
Revenue budget per financial statements	
	\$ 7,242,551
Approved expense budget:	
Total expenses per budget	\$ 9,153,603
Add:	
Amortization of tangible capital assets	349,741
Expense budget per financial statements	
	\$ 9,503,344

### 13. Comparative information:

Certain 2017 comparative figures have been reclassified to conform to the presentation adopted in 2018.

# WAHTA MOHAWKS

Notes to Financial Statements

Year ended March 31, 2018

---

## 14. Segmented information:

The First Nation is a diversified governmental institution that provides a wide range of services to its Members, including band administration, education, health services, community infrastructure, community and economic development, community property, social assistance and business operations. For management reporting purposes the First Nation's operations and activities are organized and reported by Fund. Funds were created for the purpose of recording specific activities to attain certain objectives in accordance with special regulations, restrictions or limitations.

Services are provided by departments and their activities are reported in these funds. Certain departments that have been separately disclosed in the segmented information, along with the services they provide.

### **Band Administration**

The administration department oversees the delivery of all governmental services. The department is responsible for ensuring that there are adequate policies and procedures in place to safeguard assets and to properly report financial activities. In addition, this department includes the governance activities of Chief and Council.

### **Education**

The education department enters into service contracts with provincially funded area school boards for elementary and secondary students. In addition, the department reimburses tuition costs and provides living and other allowances to students who are attending post secondary institutions.

### **Health Services**

The health services department provides a diverse bundle of services directed towards the well being of the members including the delivery of programs such as diabetes, mental health, healthy babies and many other programs designed to enhance the health of members.

### **Community Infrastructure**

The infrastructure department provides public services that contribute to sustainability through the provision of maintenance and operating services such as roads, water and sanitation, fire protection, electrical and community buildings.

### **Community and Economic Development**

This department is responsible for identifying and developing economic opportunities for the benefit of the First Nation and its Members. The department is responsible for administering investments held by the First Nation. In addition, department also secures and delivers employment training and culture funding for the First Nation.

# WAHTA MOHAWKS

Notes to Financial Statements

Year ended March 31, 2018

---

## 14. Segmented information (continued):

### **Community Property**

This department is responsible for all major renovations to housing stock for the First Nation.

### **Social Assistance**

The social services department delivers a variety of programs including Ontario works and offers employment support services. In addition, the department manages the homemakers and national child benefit and child welfare prevention programs.

### **Business Operations**

The Business Operations division harvests and produces cranberries and related products.

For each reported segment, revenues and expenses include amounts that are directly attributable to the segment and amounts that are allocated on a reasonable basis.

Therefore, certain allocation methodologies are employed in the preparation of segmented financial information, including transfers that have been apportioned based on a percentage of budgeted expenses.

The accounting policies used in these segments are consistent with those followed in the preparation of the financial statements as disclosed in the summary of significant accounting policies.

# WAHTA MOHAWKS

Notes to Financial Statements

Note 14 - Segmented information (continued)

Year ended March 31, 2018

	Band Administration	Health Services	Community Infrastructure	Education	Community and Economic Development	Social Assistance	Community Property	Business Operations	2018 Total
Revenue	\$ 1,529,270	965,973	470,953	837,815	2,158,462	278,163	351,102	144,356	6,736,094
Expenses:									
Salaries, benefits and honorarium	455,310	371,202	173,209	72,751	371,028	34,617	-	49,187	1,527,304
Materials, supplies and rentals	128,164	417,627	226,559	60,509	211,392	61,794	362,060	118,867	1,586,972
Contractual and professional	86,992	14,620	77,812	94,255	137,808	55,489	79,208	-	546,184
Tuition and allowances	-	-	-	533,663	-	-	-	-	533,663
Travel and training	39,041	39,938	7,110	32,262	4,491	19,785	-	-	143,230
Other	40,025	13,436	58,346	1,564	249,846	87,070	-	603	759,771
Administration (recovery)	(223,312)	109,141	3,013	48,878	27,297	18,859	11,796	297,688	(16,124)
Amortization	21,683	33,680	231,250	10,307	39,677	1,030	-	12,117	349,744
Investment in tangible capital assets	(10,488)	(68,806)	(24,044)	(19,744)	(2,870)	(19,004)	(289,807)	(3,130)	(437,893)
	537,415	930,838	753,255	834,445	1,038,669	259,640	163,257	475,332	4,992,851
Excess (deficiency) of revenue over expenses	\$ 991,855	35,135	(282,302)	3,370	1,119,793	18,523	187,845	(330,976)	1,743,243

# WAHTA MOHAWKS

Notes to Financial Statements

Note 14 - Segmented information (continued)

Year ended March 31, 2018

	Band Administration	Health Services	Community Infrastructure	Education	Community and Economic Development	Social Assistance	Community Property	Business Operations	2017 Total
Revenue	\$ 1,570,531	877,795	223,868	675,290	2,261,866	180,021	266,990	477,418	6,533,779
Expenses:									
Salaries, benefits and honorarium	358,082	270,195	209,783	53,218	379,204	34,098	-	358,611	1,663,191
Materials, supplies and rentals	339,398	417,059	436,735	11,019	83,864	5,800	300,013	439,687	2,033,575
Contractual and professional	148,710	5,093	3,801	63,499	25,815	54,272	19,409	2,000	322,599
Tuition and allowances	-	-	-	309,350	-	-	-	-	309,350
Travel and training	25,437	26,105	-	20,032	5,594	13,235	-	-	108,358
Other	83,716	900	-	172,372	127,659	55,889	-	17,955	699,375
Administration (recovery)	(164,842)	164,943	(72,483)	33,235	34,250	4,897	-	-	-
Amortization	23,626	30,688	218,230	8,951	38,848	-	-	39,323	359,666
Investment in tangible capital assets	(26,504)	(116,167)	(226,330)	(2,169)	(5,568)	-	(55,320)	(8,100)	(440,158)
	787,623	798,816	569,736	669,507	689,666	168,191	264,102	1,108,315	5,055,956
Excess (deficiency) of revenue over expenses	\$ 782,908	78,979	(345,866)	5,783	1,572,200	11,830	2,888	(630,897)	1,477,823